

TOWER INVESTMENT & TRADING COMPANY LIMITED

ANNUAL REPORT

2019-2020



TOWER INVESTMENT & TRADING CO. LTD.

CIN :L67120WB1981PLC033500

Registered Office :

'Temple Chambers' 6, Old Post Office Street, 4th Floor, Kolkata-700 001

Phone No.: 033 2230-7373/2248-3854

E-mail: tower_investment@yahoo.com Website : www.tower.net.in

NOTICE

NOTICE is hereby given that the Thirty-ninth (39th) Annual General Meeting of the Shareholders of M/S. **TOWER INVESTMENT & TRADING COMPANY LIMITED**, will be held at its Registered Office at 6, Old Post Office Street, 4th Floor, Kolkata-700 001 on Wednesday , September 23, 2020 at 1.00 P.M. to transact the following business;

ORDINARY BUSINESS:

To consider and, if thought fit, to pass, with or without modification(s) the following resolutions as Ordinary Resolutions:

1. Adoption of Financial Statements:

To consider and adopt (a) the Audited Standalone financial statement of the Company for the financial year ended March 31, 2020 and the reports of the Board of Directors and Auditors thereon; and (b) the Audited Consolidated financial statement of the Company for the financial year ended March 31, 2020 and the report of Auditors thereon and in this regard, pass the following resolutions as **Ordinary Resolutions**:

- (a) **"RESOLVED THAT** the Audited Standalone financial statement of the Company for the financial year ended March 31, 2020 and the reports of the Board of Directors and Auditors thereon laid before this meeting, be and are hereby considered and adopted."
- (b) **"RESOLVED THAT** the Audited Consolidated financial statement of the Company for the financial year ended March 31, 2020 and the reports of the Board of Directors and Auditors thereon laid before this meeting, be and are hereby considered and adopted."

2. Re-appointment of Mrs. Anita Himatsingka, as a Director, liable to retire by rotation:

To appoint Mrs. Anita Himatsingka, (DIN: 01201879), who retires by rotation and being eligible, offers herself for re-appointment as a Director and in this regard, pass the following resolution as an **Ordinary Resolution**:

"RESOLVED THAT pursuant to the provisions of Section 152 of the Companies Act, 2013, Mrs. Anita Himatsingka, (DIN: 01201879), who retires by rotation at this meeting and being eligible has offered herself for re-appointment, be and is hereby re-appointment, as a Director of the Company, liable to retire by rotation."

SPECIAL BUSINESS:

3. Approval of Related Party Transactions:

To consider and, if thought fit, to pass with or without modification(s) the following Resolution as an Ordinary Resolution:

"RESOLVED FURTHER THAT pursuant to the provisions of Section 188 of the Companies Act, 2013 ("Act") and other applicable provisions, if any, read with Rule 15 of the Companies (Meetings of Board and its Powers) Rules, 2014, as amended till date, Regulation 23 of the Securities and Exchange Board of India (Listing Obligations and Disclosure Requirements) Regulations, 2015 ("Listing Regulations") and the Company's Policy on Related Party transaction(s) and subject to such other approvals, consents, permissions and sanctions of any authorities as may be necessary, and also pursuant to the consent of the Audit Committee and the Board of Directors vide resolutions passed at their respective meetings, the approval of the Company be and is hereby accorded to the Board of Directors of the Company (hereinafter referred to as "the Board" which term shall be deemed to include any Committee of the Board), to approve all existing contract(s)/arrangement(s)/ agreement(s)/transaction(s) and to enter into new/ further contract(s)/arrangement(s)/ agreement(s)/transaction(s) (including any modifications, alterations, amendments or renewal thereto), in the ordinary course of business and on arm's length basis with the related parties and transactions between the Company and Entities in which Key Managerial Personnel/ Directors have significant influence for the Financial Year 2020-21, within the



TOWER INVESTMENT & TRADING CO. LTD.

CIN :L67120WB1981PLC033500

Registered Office :

'Temple Chambers' 6, Old Post Office Street, 4th Floor, Kolkata-700 001

Phone No.: 033 2230-7373/2248-3854

E-mail: tower_investment@yahoo.com Website : www.tower.net.in

meaning of Section 2(76) of the Act and Regulation 2(1) (zb) of the Listing Regulations, as per details as set out under item no. 4 of the Statement annexed to this Notice."


"RESOLVED FURTHER THAT the Board of Directors ("Board") be and is hereby authorised to perform and execute all such acts, deeds, matters and things as may be necessary and to delegate all or any of the powers may be deemed necessary, to any Director(s) or Chief Financial Officer or Company Secretary or any other Officer of the Company to give effect to the aforesaid resolution."

"RESOLVED FURTHER THAT all actions taken by the Board in connection with any matter referred to or contemplated in any of the foregoing resolution are hereby approved, ratified and confirmed in all respect."

Place : Kolkata

Dated :30th July, 2020

By order of the Board
For Tower Investment & Trading Co. Ltd.


Swarup Kumar Maity
Director
DIN:01200281


Protul Dutta
Director
DIN: 07719740

NOTES:

1. A MEMBER ENTITLED TO ATTEND AND VOTE ON A POLL AT THE ABOVE MEETING IS ENTITLED TO APPOINT ONE OR MORE PROXIES TO ATTEND AND VOTE INSTEAD OF HIMSELF / HERSELF AND A PROXY NEED NOT BE A MEMBER OF THE COMPANY. PROXIES, IN ORDER TO BE VALID MUST BE RECEIVED BY THE COMPANY NOT LESS THAN 48 HOURS BEFORE THE MEETING.

A PERSON CAN ACT AS A PROXY ON BEHALF OF MEMBERS NOT EXCEEDING FIFTY AND HOLDING IN THE AGGREGATE NOT MORE THAN TEN PERCENT OF THE TOTAL SHARE CAPITAL OF THE COMPANY CARRYING VOTING RIGHTS. A MEMBER HOLDING MORE THAN TEN PERCENT OF THE TOTAL SHARE CAPITAL OF THE COMPANY CARRYING VOTING RIGHTS MAY APPOINT A SINGLE PERSON AS PROXY AND SUCH PERSON SHALL NOT ACT AS A PROXY FOR ANY OTHER PERSON OR SHAREHOLDER.

2. Corporate Members intending to send their authorized representatives are requested to send a duly certified copy of the Board Resolution authorizing their representatives to attend and vote at the Annual General Meeting (AGM) or upload it on the e-voting portal.
3. Members are requested to bring their copy of Annual Report to the meeting.
4. Members / Proxies should fill the Attendance Slip for attending the meeting. Members who hold shares in dematerialized form are requested to write their Client ID and DP ID numbers and those who hold shares in Physical form are requested to write their Folio Number in the attendance slip for attending the meeting.
5. In case of joint holders attending the meeting only such joint holder who is higher in the order of names will be entitled to vote.
6. The Register of Members and Share Transfer Registers of the Company will remain close from 17th September, 2020 to 23rd September, 2020, both days inclusive.



TOWER INVESTMENT & TRADING CO. LTD.

CIN :L67120WB1981PLC033500

Registered Office :

'Temple Chambers' 6, Old Post Office Street, 4th Floor, Kolkata-700 001

Phone No.: 033 2230-7373/2248-3854

E-mail: tower_investment@yahoo.com Website : www.tower.net.in

7. Explanatory Statements pursuant to Section 102 of the Companies Act, 2013 relating to the Special Business to be transacted at the meeting are annexed hereto.
8. Details under the provisions of SEBI (Listing Obligations and Disclosure Requirements) Regulations, 2015, (as amended) in respect of Directors seeking re-appointment at the Annual General Meeting are contained in the Explanatory Statement pursuant to Section 102 of the Companies Act, 2013.
9. Equity shares of the Company are listed with Calcutta Stock Exchanges. There are no dues with regard to payment of Listing fees. The ISIN code of the Company is INE0A0Z01015. The CSE Scrip Code of the Company is 030092.
10. The investors are requested to enroll their e-mail ids with the Company and can write to the Registrar & Share Transfer Agent at rta@cbmsl.com or to the Company tower_investment@yahoo.com.
11. The Company has appointed the following Registrar & Share Transfer Agent (RTA) to deal with both Physical and Demat shares.

Alankit Assignments Limited
205-208, Anarkali Complex,
Jhandewalan Extension, New Delhi-110 055
Phone No. 011 42541234/ 23541234
Fax No. : 011 42541201
E-mail: rta@alankit.com

Members are requested to send their queries relating to share transfer/transmission, change of address, etc. to the above address.

12. All documents referred to in the Notice and accompanying Explanatory Statement and copy of Audited Financial Statements, the Register of Directors and Key Managerial Personnel and their shareholdings, the Register of Contracts or Arrangements in which the Directors are interested and every other documents required by law to be annexed or attached to the Financial Statements as per Section 136 of Companies Act, 2013, are open for inspection at the Registered Office of the Company, on all working days from Monday to Friday in between 10am to 5pm, up to the date of the Annual General Meeting and also at the venue of the Annual General Meeting.
13. This notice of Meeting and the Annual Report is also available on the Company's website <http://www.assamcarbon.in> for download and also on the website of NSDL at www.evoting.nsdl.com.
14. The Notice of the Annual General Meeting along with the copy of Annual Report 2019-20 is being sent by electronic mode to those members whose e-mail addresses are registered with the Company/ Depositories, unless any Member has requested for a physical copy of the same. For members who have not registered their e-mail addresses, physical copies are being sent by the permitted mode.
15. Members are requested in their own interest:
 - a) To notify the Company / Registrar and Share Transfer Agent about their PAN, any change in address/name with correct pin code, mandate/ bank details and their e-mail id, etc with supporting documents.
 - b) To quote correct Folio No. / Client ID. No. and DP ID. No. in all correspondence with the Company/ Registrar and Share Transfer Agent to facilitate better service to the members.
 - c) To dematerialize the Equity Shares of the Company held in physical mode.
16. As per the provisions of the Companies Act, 2013, facility for making nominations is available to the members in respect of the shares held by them. Nomination forms can be obtained from the Company's Registrars and Transfer Agents by Members holding shares in physical form. Members holding shares in electronic form may obtain Nomination forms from their respective Depository Participant.



TOWER INVESTMENT & TRADING CO. LTD.

CIN :L67120WB1981PLC033500

Registered Office :

'Temple Chambers' 6, Old Post Office Street, 4th Floor, Kolkata-700 001

Phone No.: 033 2230-7373/2248-3854

E-mail: tower_investment@yahoo.com Website : www.tower.net.in

17. To support the 'Green Initiative', the Members who have not registered their e-mail addresses are requested to register the same with the Company's Registrar and Share Transfer Agent/ Depositories.
18. The Securities and Exchange Board of India (SEBI) has mandated the submission of Permanent Account Number (PAN) by every participant in securities market. Members holding shares in electronic form are, therefore, requested to submit their PAN to their Depository participants with whom they are maintaining their demat accounts. Members holding shares in physical form can submit their PAN to the Company / Company's Registrar & Share Transfer Agent.
19. Members seeking any information with regard to Accounts/ Financial Statements are requested to write to the Company at an early date, so as to enable the management to keep the information ready at the Meeting.

20. Procedure of Voting through Electronic Means

- I. In compliance with provisions of Section 108 of the Companies Act, 2013; Rule 20 of the Companies (Management and Administration) Rules, 2014, as amended by the Companies (Management and Administration) Amendment Rules, 2015 and Regulation 44 of the SEBI (Listing Obligations and Disclosure Requirements) Regulations, 2015, as may be amended from time to time, the Company is pleased to provide its Members, facility of voting by electronic means in respect of business to be transacted at the 39th Annual General Meeting (AGM) by electronic means and the business may be transacted through e-Voting Services. The facility of casting the votes by the Members using an electronic voting system from a place other than venue of the AGM ("remote e-voting") will be provided by National Securities Depository Limited (NSDL).
- II. The facility for voting through Ballot Paper shall also be made available for the members at the AGM and the Members attending the Meeting who have not casted their vote by remote e-voting shall be able to exercise their right at the Meeting through Ballot Paper.
- III. The Members who have cast their vote by remote e-voting prior to the AGM may also attend the AGM but shall not be entitled to cast their vote again.
- IV. The remote e-voting period commences on 20th September, 2020 (at 9.00 a.m. IST) and ends on 22nd September, 2020 (at 5.00 p.m. IST). During this period Members of the Company, holding shares either in physical form or in dematerialized form, as on the cut-off date i.e. 16th September, 2019, may cast their vote by remote e-voting. The remote e-voting module shall be disabled by NSDL for voting thereafter. Once the vote on a resolution is cast by the Member, the Member shall not be allowed to change it subsequently.
- V. The process and manner for remote e-voting are as under:

How do I vote electronically using NSDL e-Voting system?

The way to vote electronically on NSDL e-Voting system consists of "Two Steps" which are mentioned below: Step 1 :

Log-in to NSDL e-Voting system at <https://www.evoting.nsdl.com/>

Step 2 : Cast your vote electronically on NSDL e-Voting system.

Details on Step 1 is mentioned below:

How to Log-into NSDL e-Voting website?

1. Visit the e-Voting website of NSDL. Open web browser by typing the following URL: <https://www.evoting.nsdl.com/> either on a Personal Computer or on a mobile.
2. Once the home page of e-Voting system is launched, click on the icon "Login" which is available under 'Shareholders' section.



TOWER INVESTMENT & TRADING CO. LTD.

CIN :L67120WB1981PLC033500

Registered Office :

'Temple Chambers' 6, Old Post Office Street, 4th Floor, Kolkata-700 001

Phone No.: 033 2230-7373/2248-3854

E-mail: tower_investment@yahoo.com Website : www.tower.net.in

3. A new screen will open. You will have to enter your User ID, your Password and a Verification Code as shown on the screen.
Alternatively, if you are registered for NSDL eservices i.e. IDEAS, you can log-in at <https://eservices.nsdl.com/> with your existing IDEAS login. Once you log-in to NSDL eservices after using your log-in credentials, click on e-Voting and you can proceed to Step 2 i.e. Cast your vote electronically.

4. Your User ID details are given below:

Manner of holding shares i.e. Demat (NSDL or CDSL) or Physical	Your User ID is:
a) For Members who hold shares in demat account with NSDL.	8 Character DP ID followed by 8 Digit Client ID For example if your DP ID is IN300*** and Client ID is 12***** then your user ID is IN300***12*****.
b) For Members who hold shares in demat account with CDSL.	16 Digit Beneficiary ID For example if your Beneficiary ID is 12***** then your user ID is 12*****
c) For Members holding shares in Physical Form.	EVEN Number followed by Folio Number registered with the company For example if folio number is 001*** and EVEN is 101456 then user ID is 101456001***

5. Your password details are given below:

- If you are already registered for e-Voting, then you can use your existing password to login and cast your vote.
- If you are using NSDL e-Voting system for the first time, you will need to retrieve the 'initial password' which was communicated to you. Once you retrieve your 'initial password', you need to enter the 'initial password' and the system will force you to change your password.
- How to retrieve your 'initial password'?
 - If your email ID is registered in your demat account or with the company, your 'initial password' is communicated to you on your email ID. Trace the email sent to you from NSDL from your mailbox. Open the email and open the attachment i.e. a .pdf file. Open the .pdf file. The password to open the .pdf file is your 8 digit client ID for NSDL account, last 8 digits of client ID for CDSL account or folio number for shares held in physical form. The .pdf file contains your 'User ID' and your 'initial password'.
 - If your email ID is not registered, your 'initial password' is communicated to you on your postal address.

6. If you are unable to retrieve or have not received the "Initial password" or have forgotten your password:

- Click on "**Forgot User Details/Password ?**"(If you are holding shares in your demat account with NSDL or CDSL) option available on www.evoting.nsdl.com.
- Physical User Reset Password?** (If you are holding shares in physical mode) option available on www.evoting.nsdl.com.
- If you are still unable to get the password by aforesaid two options, you can send a request at evoting@nsdl.co.in mentioning your demat account number/folio number, your PAN, your name and your registered address.
- Members can also use the OTP (One Time Password) based login for casting the votes on the e-voting system of NSDL.



TOWER INVESTMENT & TRADING CO. LTD.

CIN :L67120WB1981PLC033500

Registered Office :

'Temple Chambers' 6, Old Post Office Street, 4th Floor, Kolkata-700 001

Phone No.: 033 2230-7373/2248-3854

E-mail: tower_investment@yahoo.com Website : www.tower.net.in

7. After entering your password, tick on Agree to "Terms and Conditions" by selecting on the check box.
8. Now, you will have to click on "Login" button.
9. After you click on the "Login" button, Home page of e-Voting will open.

Details on Step 2 are given below:

How to cast your vote electronically on NSDL e-Voting system?

1. After successful login at Step 1, you will be able to see the Home page of e-Voting. Click on e-Voting. Then, click on Active Voting Cycles.
2. After click on Active Voting Cycles, you will be able to see all the companies "EVEN" in which you are holding shares and whose voting cycle is in active status.
3. Select "EVEN" of company for which you wish to cast your vote.
4. Now you are ready for e-Voting as the Voting page opens.
5. Cast your vote by selecting appropriate options i.e. assent or dissent, verify/modify the number of shares for which you wish to cast your vote and click on "Submit" and also "Confirm" when prompted.
6. Upon confirmation, the message "Vote cast successfully" will be displayed.
7. You can also take the printout of the votes cast by you by clicking on the print option on the confirmation page.
8. Once you confirm your vote on the resolution, you will not be allowed to modify your vote.

General Guidelines for shareholders

1. Institutional shareholders (i.e. other than individuals, HUF, NRI etc.) are required to send scanned copy (PDF/JPG Format) of the relevant Board Resolution/ Authority letter etc. with attested specimen signature of the duly authorized signatory(ies) who are authorized to vote, to the Scrutinizer by e-mail to ssmahataassociates@gmail.com with a copy marked to evoting@nsdl.co.in.
 2. It is strongly recommended not to share your password with any other person and take utmost care to keep your password confidential. Login to the e-voting website will be disabled upon five unsuccessful attempts to key in the correct password. In such an event, you will need to go through the "Forgot User Details/Password?" or "Physical User Reset Password?" option available on www.evoting.nsdl.com to reset the password.
 3. In case of any queries, you may refer the Frequently Asked Questions (FAQs) for Shareholders and e-voting user manual for Shareholders available at the download section of www.evoting.nsdl.com or call on toll free no.: 1800-222-990 or send a request at evoting@nsdl.co.in
- VI. You can also update your mobile number and e-mail id in the user profile details of the folio which may be used for sending future communication(s).
- VII. The voting rights of Members shall be in proportion to their shares of the paid up Equity Share Capital of the Company as on the cut-off date i.e. 16th September, 2020.
- VIII. Any person, who acquires shares of the Company and becomes Member of the Company after dispatch of the Notice of AGM and holding shares as on the cut-off date i.e. 16th September, 2020, may obtain the login ID and password by sending a request at evoting@nsdl.co.in or rta@cbmsl.com mentioning his/her Folio Number/DPID and Client ID. However, if you are already registered with NSDL for remote e-voting then you can use your existing user ID and password for casting your vote. If you forgot your password, you can reset your password by using "Forgot User Details/Password" option available on www.evoting.nsdl.com or contact NSDL at the following toll free no.: 1800-222-990.
- IX. A person, whose name is recorded in the Register of Members or in the Register of Beneficial Owners maintained by the depositories as on the closing working hours of cut-off date only, shall be entitled to avail the facility of remote e-voting as well as voting at the AGM through Ballot Paper (who have not casted their vote electronically).
- X. Mr. Sumantra Sarathi Mahata, Practicing Company Secretary, Kolkata, (Membership No.: 27384, CP No.: 13473) who has consented to act as the scrutinizer and is available for the purpose of ascertaining the requisite majority, has been



TOWER INVESTMENT & TRADING CO. LTD.

CIN :L67120WB1981PLC033500

Registered Office :

'Temple Chambers' 6, Old Post Office Street, 4th Floor, Kolkata-700 001

Phone No.: 033 2230-7373/2248-3854

E-mail: tower_investment@yahoo.com Website : www.tower.net.in

appointed as the Scrutinizer to scrutinize the voting and remote e-voting process/ballot/poll in a fair and transparent manner.

- XI. Chairman shall, at the AGM, after the end of discussion on the resolutions on which voting is to be held, allow voting with the assistance of scrutinizer, by use of Ballot or polling Paper for all those Members who are present at the AGM but have not cast their votes by availing the remote e-voting facility.
- XII. The Scrutinizer shall, immediately after the conclusion of voting at the AGM, will first count the votes cast at the Meeting and thereafter unblock the votes cast through remote e-voting in the presence of at least two witnesses not in the employment of the Company and within a period not exceeding 48 hours from the conclusion of the AGM, make a consolidated Scrutinizer's Report of the total votes cast in favour or against, if any, to the Chairman of the Company or any other person authorized by him in writing, who shall countersign the same and declare the result of the voting forthwith.
- XIII. The results declared along with the Scrutinizer's Report shall be placed on the website of the Company www.tower.net.in and on the website of NSDL www.evoting.nsdl.com immediately after the declaration of result by the Chairman or a person authorized by him in writing. The results shall also be communicated to the Calcutta Stock Exchange Limited within the prescribed time limit.



TOWER INVESTMENT & TRADING CO. LTD.

CIN :L67120WB1981PLC033500

Registered Office :

'Temple Chambers' 6, Old Post Office Street, 4th Floor, Kolkata-700 001

Phone No.: 033 2230-7373/2248-3854

E-mail: tower_investment@yahoo.com Website : www.tower.net.in

Explanatory Statement pursuant to Section 102 of the Companies Act, 2013 ("Act"), the following explanatory statement sets out all material facts relating to business mentioned under Item No. 3 of the accompanying Notice:

Re: Item 3

Pursuant to the provisions of Section 188 of the Companies Act, 2013 ("the Act"), read with the Companies (Meetings of Board and its Powers) Rules, 2014 ('Rules'), the Company is required to obtain consent of the Board of Directors and prior approval of the Members by way of Ordinary Resolution, in case certain transactions with Related Parties exceeds such sum as is specified in the said Rules. The aforesaid provisions are not applicable in respect of transactions which are in the ordinary course of business and on arm's length basis.

However, pursuant to Regulation 23 of the Securities and Exchange Board of India (Listing Obligations and Disclosure Requirements) Regulations, 2015 (the 'Listing Regulations'), approval of the Members through Ordinary Resolution is required for all Material Related Party Transactions, even if they are entered into in the ordinary course of business and on arm's length basis. For this purpose, a transaction is considered material, if the transaction/transactions to be entered into individually or taken together with previous transactions during a Financial Year exceed 10% of the annual consolidated turnover of the Company, as per the last audited financial statements of the Company.

The Company proposes to enter into contracts/ arrangements with related parties as mentioned below, which are in the ordinary course of business. Further, the estimated value of the proposed transaction is likely to exceed 10% of the annual consolidated turnover of the Company for the Financial Year ended on March 31, 2021 and therefore may exceed the Materiality threshold as prescribed under Regulation 23 of the Listing Regulations. Thus, these transactions would require the approval of the Members by way of an Ordinary Resolution.

Approval of the Members is sought to enable the Board to approve all existing contract(s)/arrangement(s)/ agreement(s)/transaction(s) and to enter into new/ further contract(s)/arrangement(s)/ agreement(s)/transaction(s) (including any modifications, alterations, amendments or renewal thereto) with the said parties subject to the limits mentioned in the table below:

Name of the related party & Nature of Relationship	Nature of Contracts/ arrangements/ transactions	Duration of Contract/ Arrangements/ Transactions	Salient Terms	Amount (Rs.)
Budge Budge Carbon Ltd. Common Director	Opening Balance of Loan Loan Taken Outstanding Credit Balance	Payable on Demand	9%	60,00,000.00/- 80,00,00,000.00/- 80,00,000.00/-
New Look Investment (Bengal) Ltd. Relation with Director	Opening Balance of Loan Loan Taken Outstanding Credit Balance	Payable on Demand	9%	60,00,000.00/- 80,00,00,000.00/- 50,00,000.00/-

Regulation 23 (7) of Securities and Exchange Board of India (Listing Obligations and Disclosure Requirements) Regulations, 2015 provides that all Entities falling under the definition of Related Parties shall not vote to approve any related Party Transaction, irrespective of whether the Entity is a party to the transaction or not. Therefore, none of the Promoter Group Entities holding share(s) will vote on the above Resolution.

Except Mr. Shaurya Veer Himatsingka and Mrs. Anita Himatsingka who holds Directorship and have relative holding Directorship in some of the Companies which are related party of the Company, none of the Directors and Key Managerial Personnel or their relatives are in any way, concerned or interested, financially or otherwise, in the said resolution.

Your Board proposes the resolution, as set out at Item No.4 of the Notice, for approval of the Members as an Ordinary Resolution.

Memorandum of Interest:

Except Mr. Shaurya Veer Himatsingka and Mrs. Anita Himatsingka, none of the Directors of the Company and Key Managerial Personnel and their relatives are in any way concerned or interested in the above resolution except as members.

Place : Kolkata
Dated : 30th July, 2020

By order of the Board
For Tower Investment & Trading Co. Ltd.


Swarup Kumar Maity
Director
DIN:01200281


Protul Dutta
Director
DIN:07719740



TOWER INVESTMENT & TRADING CO. LTD.

CIN :L67120WB1981PLC033500

Registered Office :

'Temple Chambers' 6, Old Post Office Street, 4th Floor, Kolkata-700 001

Phone No.: 033 2230-7373/2248-3854

E-mail: tower_investment@yahoo.com Website : www.tower.net.in

Annexure to the Notice dated July 30, 2020

BRIEF PARTICULARS OF DIRECTORS RETIRING BY ROTATION / SEEKING APPOINTMENT / REAPPOINTMENT

Name of the Director	Mrs. Anita Himatsingka
Date of Birth	15 th September, 1953
Date of Appointment	3 rd June, 2017
Expertise in specific functional areas & Justification for choosing the appointees for appointment / re-appointment	Business Management
Qualifications	B. A. (Honours) in English from Delhi University
List of outside Directorship held	1. Assam Plywood Limited 2. Assam Carbon Products Ltd. 3. Shree Shyam Orchid Estates Ltd. 4. APL Investments Limited 5. Goneril Investment & Trading Co. Ltd. 6. Budge Budge Carbon Limited 7. Jyotsana Investment Co Ltd 8. Prabhushil Group Investment Ltd. 9. Sunray Vanijya Pvt. Ltd. 10. APL Holdings& Investments Ltd.
Chairman/Member of the Committee of other Companies in which he/she is a Director a) Audit Committee b) Stakeholders Relationship Committee c) Nomination and Remuneration Committee	1. Jyotsana Investment Co Ltd(Member) 2. Goneril Investment & Trading Co. Ltd. (Member) 1. Jyotsana Investment Co Ltd(Member) 2. Goneril Investment & Trading Co. Ltd. (Member) 1. Jyotsana Investment Co Ltd(Member) 2. Goneril Investment & Trading Co. Ltd. (Member)
Shareholding in the Company as on 31.03.20	100
Disclosure of relationship between Directors inter-se	Mother of Mr. Shaurya Veer Himatsingka
Terms and Conditions of appointment/re-appointment along with details of remuneration sought to be paid and remuneration last drawn by such person (including sitting fees)	As per the resolution at item no. 2 of the Notice convening Annual General Meeting on September 23, 2020 read with explanatory statement thereto

Note:

- CM –Chairman of the Committee.
- M – Member of the Committee.
- Directorship in Foreign Co.'s & Companies U/s 8 of the Companies Act, 2013 are excluded.

Chairmanship/Membership of the Audit Committee, Shareholders' Grievance Committee and Nomination & Remuneration Committee alone has been considered.

Place : Kolkata
Dated :30th July, 2020

By order of the Board
For Tower Investment & Trading Co. Ltd.


Swarup Kumar Maity
Director
DIN:01200281


Protul Dutta
Director
DIN:07719740



TOWER INVESTMENT & TRADING CO. LTD.

CIN :L67120WB1981PLC033500

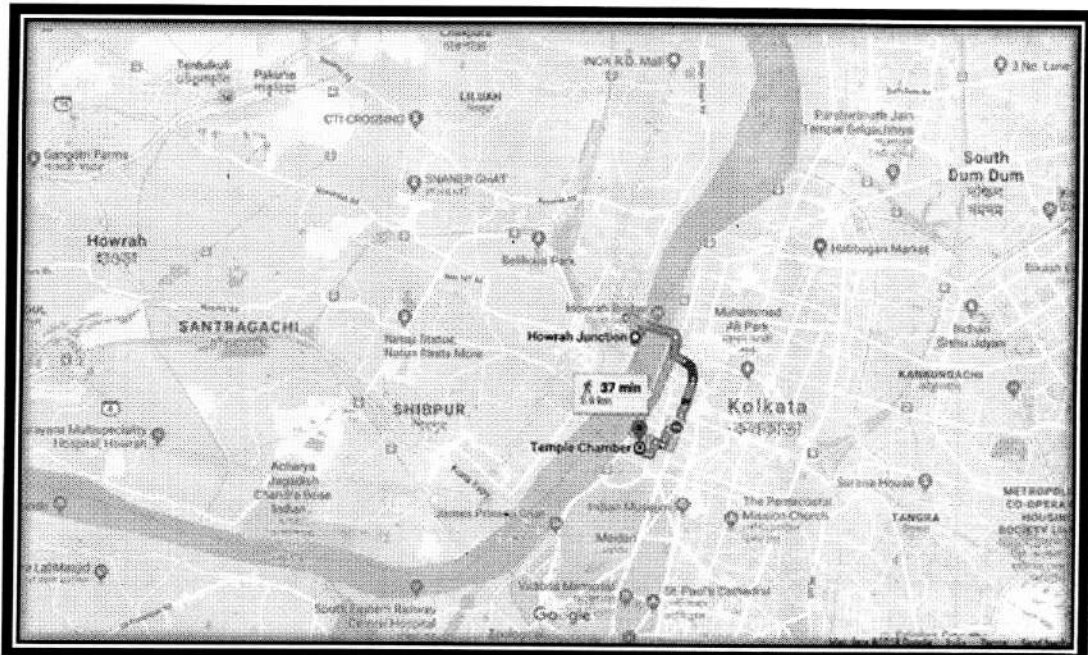
Registered Office :

'Temple Chambers' 6, Old Post Office Street, 4th Floor, Kolkata-700 001

Phone No.: 033 2230-7373/2248-3854

E-mail: tower_investment@yahoo.com Website : www.tower.net.in

Route Map to the Venue of the AGM ON 23-09-2020





TOWER INVESTMENT & TRADING CO. LTD.

CIN : L67120WB1981PLC033500

Registered Office :

'Temple Chambers' 6, Old Post Office Street, 4th Floor, Kolkata-700 001

Phone No.: 033 2230-7373/2248-3854

E-mail: tower_investment@yahoo.com Website : www.tower.net.in

DIRECTORS' REPORT TO THE MEMBERS

To the Members,

Your Directors have pleasure in presenting the Thirty-ninth (39th) Annual Report of the Company together with the Audited Accounts for the financial year ended 31st March, 2020 as under:

1. FINANCIAL RESULTS:

Particulars for the year ended 31-03-2020

<u>PARTICULARS</u>	<u>31-03-2020 (Rs.)</u>	<u>31-03-2019 (Rs.)</u>
Total Income	16,97,414.00	22,20,232.00
Total Expenses	1,12,40,169.00	1,19,29,862.00
Profit/(Loss) Before Tax	(95,42,755.00)	(97,09,630.00)
Less: Tax Expenses		
- Current Tax	-	4,47,472.00
- Deferred Tax	(18,97,462.00)	(14,55,344.00)
- Earlier year	6,84,641.00	-
Profit/(Loss) After Tax	(83,29,934.00)	(47,13,810.00)
Add: Other comprehensive income for the year		
Items not be re-classified to profit or loss	2,32,500.00	-
- Change in fair value FOVCI equity instruments	(43,547.00)	4,096.00
- Income tax relating to this items		
Total Comprehensive Income for the year	(81,40,981.00)	(47,09,714.00)
Earnings per share (Basic& Dilute)	(20.21)	(11.43)

2. DIVIDEND

Considering overall performance of the financial year 2019-20, emerging challenges consequent to COVID-19, uncertain economic environment and with an objective to conserve cash and ensure sufficient liquidity for operations, Directors do not recommend dividend for the financial year ended March 31, 2020.

3. OPERATIONS:

The Company witnessed moderate growth in the first half of the year. The last part of 4th quarter was crashed by the unforeseen lessening impact of the COVID-19 pandemic. During the year under review, the Company has recorded total income of Rs.16,97,414/- as compared to Rs. 22,20,232/- in the previous year and Net loss after tax is Rs. 83,29,934/- for the year as compared to a loss of Rs. 47,13,810/- in the previous year.

4. COVID-19 IMPACT

The Covid-19 pandemic is the defining global health crisis of our time and is spreading very fast across the continents. But it is much more than a health crisis and is having an unprecedented impact on people and economies worldwide. The COVID-19 pandemic has caused a huge disruption creating an unprecedented impact on the financial well-being of nations, corporations and individuals. The businesses worldwide have been hugely impacted by the outbreak of COVID-19 epidemic which has resulted in significant reduction in economic activities across all sectors

The Company is taking all necessary measures in terms of mitigating the impact of the challenges being faced in the business. Though the long-term directional priorities of the Company remain firm, in light of Covid-19 and its expected impact on the operating environment, the key priorities of the Company would be to closely monitor.

The Ministry of Home Affairs, Government of India on March 24, 2020 notified the first ever nationwide lockdown in India to contain the outbreak of Covid-19. In view of the outbreak of the pandemic, the Company undertook timely and essential measures to ensure the safety and well-being of all its employees at its offices. The Company observed all the government advisories and guidelines thoroughly and in good faith. The Company's business has been affected due to interruption in operational activities, functional disruption, unavailability of personnel, closure/lock down of various other facilities etc. The revenue, profitability and operating cash flows of the Company were significantly impacted on account of outbreak of Covid-19.



TOWER INVESTMENT & TRADING CO. LTD.

CIN : L67120WB1981PLC033500

Registered Office :

'Temple Chambers' 6, Old Post Office Street, 4th Floor, Kolkata-700 001

Phone No.: 033 2230-7373/2248-3854

E-mail: tower_investment@yahoo.com Website : www.tower.net.in

5. SIGNIFICANT MATTER DURING THE YEAR UNDER REVIEW: SCHEME OF AMALGAMATION

During the Financial year 2019-2020, the Board of Directors of the Company in its meeting held on 1st October 2019, approved the scheme of amalgamation of Khatu Investment & Trading Company Limited and New Look Investment (Bengal) Limited with the Company effective from 01 April 2019 as the Appointed Date and filled the scheme with the stock exchanges for obtaining the No Objection/Observation pursuant to Regulation 37 of SEBI (LODR) Regulations. However, due to the spread of COVID 19 pandemic in India and subsequent lockdowns, there were inevitable delay in getting the regulatory approvals and hence the Board of Directors withdrew the scheme with the intent to reconsider the scheme at a later date.

6. SHARE CAPITAL:

During the period under review, the Company has neither issued any class of shares nor was there any buy-back of shares during the year under review. Further, the Company does not have any stock option scheme for its employees. The Paid-up Equity Capital as on 31st March, 2020 was Rs.41,21,300/-.

7. ADOPTION OF INDIAN ACCOUNTING STANDARDS:

The Company has adopted and implemented the Indian Accounting Standards ("IND AS") notified under the Companies (Indian Accounting Standards) Rules, 2015 during the year for preparation and presentation of Financial Statements. Consequently, the Financial Statements of the previous year have had been restated to conform to the provisions of Ind AS. The corresponding reconciliation and description of the effects of the transition from the provisions of the Companies (Accounting Standards) Rules, 2005 has been provided under Note 3 to the Financial Statements.

8. PUBLIC DEPOSIT:

The Company being a Non-Banking Financial Company (NBFC) has not accepted / renewed any public deposit under section 73 of the Companies act, 2013, read with Companies (Acceptance of Deposits) Rules, 2014, during the year.

9. COMPLIANCE WITH RBI GUIDELINES

The company has adopted "Fair practices Code" and continues to comply with all the applicable regulations, circulars and guidelines issued by the RBI for every NBFC Companies from time to time.

10. CHANGE IN NATURE OF BUSINESS:

There has been no change in nature of business of the Company during the Financial Year 2019-2020.

11. RESERVES:

During the Financial Year 2019-20 no amount has been transferred to Reserve.

12. GOING CONCERN STATUS:

Regulators or Courts or Tribunals passed no orders during the year affecting the Company's going concern status and its future operations

13. STATUTORY AUDITORS' AND THEIR REPORT:

Pursuant to provisions of Section 139 of the Companies Act, 2013 read with the companies (Audit and Auditors) Rules, 2014, (including any statutory modification(s) or re-enactment thereof, for the time being in force), M/s. D. Basu & Co., Chartered Accountants (Registration No. 301111E) were appointed as Statutory Auditors of the Company at the 38th Annual General Meeting held on 30th September, 2019 for a term of five years i.e. from the conclusion of the 38th Annual General Meeting till the conclusion 43rd Annual General Meeting .

The requirement of seeking ratification by the members for continuance of their appointment has since been withdrawn consequent to changes made by the Companies (Amendment) Act, 2018 with effect from May 07, 2018. Hence, the resolution seeking ratification of the members for their appointment is not being placed at the ensuing Annual General Meeting.

The Report of the Auditors for the year ended 31st March, 2020 forming part of this Annual Report does not contain any qualification, reservation, observation, adverse remark or disclaimer.

14. INTERNAL AUDITOR:

Pursuant to the provisions of Section 138 of the Companies Act, 2013 and The Companies (Accounts) Rules, 2014 the Company has appointed M/s. Lhila & Co., Chartered Accountants of Kolkata (Firm Registration No. 313130E) to undertake



TOWER INVESTMENT & TRADING CO. LTD.

CIN : L67120WB1981PLC033500

Registered Office :

'Temple Chambers' 6, Old Post Office Street, 4th Floor, Kolkata-700 001

Phone No.: 033 2230-7373/2248-3854

E-mail: tower_investment@yahoo.com Website : www.tower.net.in

the Internal Audit of the Company for the Financial Year 2020-21. There stood no serious adverse finding & reporting by the Internal Auditor in his Internal Audit Report for the year ended 31st March, 2020.

15. **BOARD OF DIRECTORS:**

The Board of your Company consists of the following directors:

NAME OF DIRECTORS	DESIGNATION	DIN
Mr. Swarup Kumar Maity	Executive Whole-Time Director	01200281
Mr. Shaurya Veer Himatsingka	Non-Executive Director	01200202
Mrs. AnitaHimatsingka	Non-Executive Women Director	01201879
Mr. Protul Dutta	Non-Executive Independent Director	07719740
Mr. Bijoy Kumar Sarkar	Non-Executive Independent Director	00849772

The Board of Directors of your Company, based on the recommendation of Nomination and Remuneration Committee ("NRC"), approved the following re-appointments on the Board of the Company:

Mrs. AnitaHimatsingka (DIN: 01201879), retires by rotation and being eligible, offers herself for re-appointment. The Board recommends her appointment.

Appropriate Resolutions for confirming the above re-appointment(s), forms part of the Notice convening the 39th Annual General Meeting ('AGM') scheduled to be held on September 22, 2020.

Brief profile and particulars of experience, attributes and skills that qualify the above Directors for the Board membership are disclosed in the Notice convening the AGM to be held on September 22, 2020.

As per the disclosure received from the Directors, none of the Directors are disqualified from being appointed as Directors as specified in Section 164(2) of the Companies Act, 2013.

16. **KEY MANAGERIAL PERSONNEL:**

Pursuant to Section 203 of the Companies Act, 2013, following are the Key Managerial Personnel of the Company:

- (i) Mr. Swarup Kumar Maity, Whole-Time Director
- (ii) Mr. Goutam Kumar Das, Chief Financial Officer
- (iii) Ms. Varsha Jain, Company Secretary cum Compliance officer

During the year under review, the Board of Director appointed Ms. Varsha Jain, as Company Secretary and Compliance Officer of the Company.

17. **INDEPENDENT DIRECTORS' DECLARATION:**

The Company has received declarations pursuant to Section 149(7) of the Companies Act, 2013 from all the Independent Directors of the Company, confirming that they meet the criteria of independence as prescribed under sub-section (6) of Section 149 of the Companies Act, 2013 as well as the SEBI (Listing Obligations and Disclosure Requirements) Regulations, 2015 [including any statutory modification(s) or re-enactment thereof for the time being in force], in respect of their position as an "Independent Director" of Tower Investment & Trading Company Limited and are independent of the Management. In terms of Section 150 read with Rule 6 of the Companies (Appointment and Qualification of Directors) Rules, 2014, Independent Directors of the Company have undertaken requisite steps towards the inclusion of their names in the data bank of Independent Directors maintained with the Indian Institute of Corporate Affairs.

18. **INTERNAL FINANCIAL CONTROL SYSTEM:**

The Company has an Internal Financial Control System, Commensurate with the size, scale and complexity of its operations. The Internal Audit Function is done by independent Chartered Accountant, whose reports test the effectiveness of Internal Financial Controls in accordance with the requisite standards prescribed by ICAI. and have being placed the same in the Audit Committee and Board for their review. Their objective is to ensure efficient usage and protection of the Company's resources, accuracy in financial reporting and due compliance of statutes and procedures. The internal control structure showed no reportable material weaknesses. The Company's Internal Financial Control System is commensurate



TOWER INVESTMENT & TRADING CO. LTD.

CIN : L67120WB1981PLC033500

Registered Office :

'Temple Chambers' 6, Old Post Office Street, 4th Floor, Kolkata-700 001

Phone No.: 033 2230-7373/2248-3854

E-mail: tower_investment@yahoo.com Website : www.tower.net.in

with current best practices and effectively addresses emerging challenges of its business. The Company has a process in place to continuously identify gaps and implement newer and or improved controls wherever the effect of such gaps would have a material effect on the Company's operation.

19. RISK MANAGEMENT POLICY:

The Company's Risk Management Policy is well defined to identify and evaluate business risks across all business. It assesses all risk at both pre and post-mitigation levels and looks at the actual or potential impact that a risk may have on the business together with an evaluation of the probability of the same occurring. Risk mapping exercises are carried out with a view to regularly monitor and review the risks, identify ownership of the risk, assessing monetary value of such risk and methods to mitigate the same.

20. EVALUATION OF BOARD PERFORMANCE

The Board carried out an annual evaluation of its own performance, of each Board Member individually, as well as the working of its Committees in compliance with the provisions of the Act and Listing Regulations.

The Board works with the nomination and remuneration committee to lay down the evaluation criteria for the performance of executive / non-executive / independent directors.

Pursuant to the provisions of Section 149(8) of the Companies Act, 2013 read with Schedule IV thereto, an exclusive meeting of the Independent Directors of the Company was duly convened and held between themselves on 11th February 2020 during the Financial Year 2019-20.

21. NUMBER OF BOARD MEETINGS

A tentative calendar of Board Meetings is prepared and circulated to the Board Members in advance before the beginning of financial year. A minimum of four Board Meetings are held annually. Additional Board Meetings are convened by giving appropriate notice to address the Company's specific needs, if any. In case of business exigencies or urgency of matters, resolutions are passed by circulation. The Company has held at least one Board Meeting in every three months and the maximum time gap between any two consecutive meetings have always been less than one hundred and twenty days.

The Board of Directors met 6 (Six) times during the financial year 2019-2020, namely, on 16-04-2019; 14-05-2019; 30-05-2019; 09-09-2019; 10-12-2019 & 13-02-2020 respectively.

22. AUDIT COMMITTEE

The Audit Committee as on 31st March, 2020 comprises of 3 (three) members out of which, 2 (two) are Non-Executive Independent Directors and 1 (one) is Non-Executive Directors namely, Mr. Bijoy Kumar Sarkar (Chairperson) and Mr. Protul Dutta (Member) and Mrs. Anita Himatsingka (Member) respectively. The Whole-time Director and Chief Financial Officer were the invitees to the Meetings along with the Auditors.

During the year ended 31st March 2020, the Audit Committee met 4 (Four) times during the financial year 2019-2020, on 30-05-2019; 09-09-2019; 10-12-2019 & 13-02-2020 respectively. The maximum gap between any two consecutive meetings was less than one hundred and twenty days. All recommendations of the Audit Committee were duly accepted by the Board.

23. NOMINATION AND REMUNERATION POLICY

The Nomination and Remuneration Committee as on 31st March, 2020 comprises of 3 (three) members out of which, 2 (two) are Non-Executive Independent Directors and 1 (one) is Non-Executive Directors namely, Mr. Protul Dutta (Chairperson) and Mr. Bijoy Kumar Sarkar (Member) and Mrs. Anita Himatsingka (Member) respectively.

During the year ended 31st March 2020, the Nomination and Remuneration Committee met 2 (Two) times during the financial year 2019-2020, on 14-05-2019 & 09-12-2019 respectively.



TOWER INVESTMENT & TRADING CO. LTD.

CIN : L67120WB1981PLC033500

Registered Office :

'Temple Chambers' 6, Old Post Office Street, 4th Floor, Kolkata-700 001

Phone No.: 033 2230-7373/2248-3854

E-mail: tower_investment@yahoo.com Website : www.tower.net.in

The Company's Nomination and Remuneration Policy has been prepared in accordance with Section 178(3) of the Act and is available at www.tower.net.in under the Heading About Us → Investor Relations.

24. STAKEHOLDERS RELATIONSHIP COMMITTEE

The Stakeholders Relationship Committee as on 31st March, 2020 comprises of 3 (three) members out of which, 2 (two) are Non-Executive Independent Directors and 1 (one) is Non-Executive Directors namely, Mr. Bijoy Kumar Sarkar (Chairperson) and Mr. Protul Dutta (Member) and Mrs. Anita Himatsingka (Member) respectively. One meeting of the Committee held during the financial year 2019-20 under review on 11-06-2019.

25. PARTICULARS OF LOANS, GUARANTEES OR INVESTMENTS

Particulars of Loans, Guarantees and Investments covered under the provisions of Section 186 of the Companies Act, 2013 if any, granted, form part of the notes to the Financial Statements provided in this Annual Report.

26. SECRETARIAL AUDIT

Pursuant to the provisions of Section 204(1) of the Companies Act, 2013 and the Companies (Appointment and Remuneration of Managerial Personnel) Rules, 2014 read with the SEBI Listing Regulations, the Secretarial Audit Report and the Non-disqualification Certificate of Directors issued by the Secretarial Auditors, Rajat Kumar Jalan, Practicing Company Secretaries (Membership No. ACS14895, C P No.5705) for the financial year 2019-20 are annexed as "Annexure – A" and forms a part of this Report. There are no qualifications, observations or adverse remarks made by the Secretarial Auditor in their Reports.

Pursuant to Regulation 15(2) of SEBI (listing Obligations and Disclosure Requirements) Regulations, 2015 read with SEBI (Listing Obligations and Disclosure Requirements) (Amendment) Regulations, 2018, the Company is exempted from the applicability of Annual Secretarial Compliance Report under Regulation 24A of SEBI (listing Obligations and Disclosure Requirements) Regulations, 2015 for the year ending 31st March, 2020.

The Board of Directors, on recommendation of the Audit Committee, have appointed Rajat Kumar Jalan, Practicing Company Secretaries as the Secretarial Auditors of the Company for the financial year 2019-20. The Company has received consent from the Secretarial Auditors relating to the said appointment.

During the year, the Company has complied with the applicable mandatory Secretarial Standards issued by the Institute of Company Secretaries of India.

27. DETAILS OF FRAUD REPORT BY AUDITOR

As per Auditors' Report, no fraud u/s 143(12) was reported by the auditors

28. CEO/CFO CERTIFICATION:

The Managing Director & Chief Financial Officer have certified to the Board in accordance with Regulation 17(8) read with Part B of Schedule II to the Listing Regulations pertaining to CEO/CFO certification for the year ended March 31, 2020 that the Financial Statements for the year ended March 31, 2020 do not contain any untrue statement and that these statements represent a true and fair view of the Company's affairs and other matters as specified thereunder.

29. CODE OF CONDUCT FOR PREVENTION OF INSIDER TRADING:

In accordance with the requirements of SEBI (Prohibition of Insider Trading) Regulations, 2015 including amendments thereof, the Company has adopted a comprehensive Code of Conduct for Prohibition of Insider Trading and procedures for fair disclosure of Unpublished Price Sensitive Information for its designated employees.

30. CODE OF CONDUCT:

Code of Conduct Pursuant to the provisions of Regulation 17(5) of the SEBI (Listing Obligations and Disclosure Requirements) Regulations, 2015, the Company has in place a Code of Conduct for the Board of Directors, Senior Managers and all other Employees of the Company. The Code of Conduct is also available on the website of the Company at web-link: www.tower.net.in.



TOWER INVESTMENT & TRADING CO. LTD.

CIN : L67120WB1981PLC033500

Registered Office :

'Temple Chambers' 6, Old Post Office Street, 4th Floor, Kolkata-700 001

Phone No.: 033 2230-7373/2248-3854

E-mail: tower_investment@yahoo.com Website : www.tower.net.in

A declaration by the Whole Time Director under Regulation 34(3) read with Part D of Schedule V to the SEBI (Listing Obligations and Disclosure Requirements) Regulation, 2015, stating that all Board Members and Senior Management Personnel have complied with the Code of Conduct during the Financial Year ended 31st March 2020 is attached herewith and marked as "Annexure - B" to this Report.

31. SUBSIDIARIES, JOINT VENTURES AND ASSOCIATE COMPANIES :

During the financial year the Company has one wholly owned Subsidiary Company namely M/s. Saket Cement Products Private Limited (CIN: U27310WB1988PTC045233) and one Associate Company namely M/s. Khatu Investment & Trading Co. Ltd. (CIN:L65993WB1979PLC032406) having equity interest to the extent 22.80%.

32. CONSOLIDATED FINANCIAL STATEMENT

In compliance with the provisions of the Companies Act, 2013 and as prescribed under Regulation 34 of the SEBI (Listing Obligations and Disclosure Requirements) Regulations, 2015, the Audited Consolidated Financial Statements form a part of this Report. These statements have been prepared on the basis of Audited Financial Statements received from the Subsidiary Companies as approved by their respective Boards. Pursuant to Section 129(3) of the Companies Act, 2013, a statement in Form AOC-1 containing the salient features of the financial statements of the Company's Subsidiaries is also provided in this Annual Report and is annexed as "Annexure - C".

Pursuant to provisions of Section 136 of the Companies Act, 2013, the financial statements of the Company, consolidated financial statements along with relevant documents and separate audited accounts of M/s. Saket Cement Products Private Limited and M/s. Khatu Investment & Trading Company Limited are available on the website of the Company.

33. RELATED PARTY TRANSACTIONS

All Related Party Transactions entered during the financial year were on arm's length basis and were in the ordinary course of the business and were placed before the Audit Committee and to the Board for their approval. There has been no materially significant Related Party Transactions during the year under review, having potential conflict with the interest of the Company. Necessary disclosures required under the Indian Accounting Standards (Ind-AS) have been made in the Notes to Financial Statements.

34. OBLIGATION OF THE COMPANY UNDER THE SEXUAL HARASSMENT OF WOMEN AT WORKPLACE (PREVENTION, PROHIBITION AND REDRESSAL) ACT, 2013

In order to prevent sexual harassment of women at work place your company has followed adequate Policy for prevention, prohibition and redressal of Sexual Harassment of Women at workplace. During the year under review, the Company has not received any complaint of harassment.

35. VIGIL MECHANISM/ WHISTLE BLOWER POLICY

Pursuant to provision of Section 177(9) of the Companies Act, 2013, the Company has in place necessary Whistle Blower/Vigil Mechanism policy to provide a formal mechanism to the directors, employees and stakeholders to report genuine concerns about unethical behavior, actual or suspected, a fraud or violation of the Company's Code of Conduct in accordance with the provisions of the Companies Act, 2013 and the SEBI Listing Regulations. The policy provides for adequate safeguards against victimization of persons who use such mechanism and provides for direct access to the Chairperson of the Audit Committee in appropriate or exceptional cases. The said policy is available on the website of the Company at www.tower.net.in under the Heading About Us → Investor Relations → Vigil Mechanism.

36. ANNUAL RETURN & WEB LINK OF ANNUAL RETURN:

The extract of annual return in Form MGT 9 pursuant to the provisions of Section 92 read with Rule 12 of the Companies (Management and administration) Rules, 2014 is attached herewith and marked as "Annexure - D" to this Report. The same is also available within the annual report in the website of the Company at www.tower.net.in.

37. CONSERVATION OF ENERGY, TECHNOLOGICAL ABSORPTION, FOREIGN EXCHANGE EARNINGS AND OUTGO:

The Company being a NBFC, does not have any manufacturing activity. Therefore the provisions of Section 134(m) of the Companies Act, 2013 do not apply to our Company. There was no foreign exchange inflow or outflow during the year under review.



TOWER INVESTMENT & TRADING CO. LTD.

CIN : L67120WB1981PLC033500

Registered Office :

'Temple Chambers' 6, Old Post Office Street, 4th Floor, Kolkata-700 001

Phone No.: 033 2230-7373/2248-3854

E-mail: tower_investment@yahoo.com Website : www.tower.net.in

38. CORPORATE GOVERNANCE:

The Company is exempted from compliance with the Corporate Governance provisions under Regulation 15 of SEBI (Listing Obligations and Disclosure Requirements), Regulations 2015 since the Company's share capital and net worth, was less than the specified threshold as on the last day of the previous financial year.

39. DIRECTORS RESPONSIBILITY STATEMENT :

In accordance with the provisions of Section 134(5) of the Companies Act, 2013 the Board of Directors confirm:-

- a) In the preparation of the Annual Accounts, the applicable accounting standards had been followed along with proper explanation relating to material departures;
- b) That such accounting policies have been selected and applied consistently and such judgments and estimates have been made that are reasonable and prudent so as to give a true and fair view of the state of affairs of the Company at the end of the financial yearended 31st March, 2020 and of the profits/Lossof the Company for the year ended on that date;
- c) That proper and sufficient care was taken for the maintenance of adequate accounting records in accordance with the provisions of this Act for safeguarding the assets of the Company and for preventing and detecting fraud and other irregularities;
- d) That the Annual Accounts have been prepared on a going concern basis.
- e) That proper Internal Financial Controls are in place and the internal Financial Controls are adequate and operating effectively;
- f) That proper systems was devised to ensure compliance with the provisions of all applicable laws and that such systems are adequate and operating effectively.

40. DETAILS OF SIGNIFICANT AND MATERIAL ORDERS PASSED BY THE REGULATORS, COURTS, TRIBUNALS IMPACTING THE GOING CONCERN STATUS AND COMPANY'S OPERATIONS IN FUTURE

There have been no significant and material orders passed by the Regulators, Courts, Tribunals impacting the going concern status and its future operations.

41. MATERIAL CHANGES AND COMMITMENTS AFFECTING FINANCIAL POSITION OF THE COMPANY, OCCURING AFTER BALANCE SHEET DATE

No material changes and commitments affecting the financial position of the Company occurred between the end of the financial year to which this financial statement relates and on the date of this report.

42. CORPORATE SOCIAL RESPONSIBILITY (CSR)

The Company does not fall within purview of the Corporate Social Responsibility, as defined under the provisions of Section 135 of the Companies Act, 2013, during the financial year 2019-2020.

43. PARTICULARS OF EMPLOYEES AND RELATED DISCLOSURES:

Pursuant to the Companies (Appointment and Remuneration of Managerial Personnel) Rules, 2014, none of the employees of the Company are in receipt of remuneration exceeding the limit prescribed under rule 5(2) of the Companies (Appointment and Remuneration of Managerial Personnel) Rules, 2014. The statement containing the disclosure as required in accordance with the provisions of Section 197(12) of the Companies Act 2013 read with rule 5 (1) of the Companies (Appointment and Remuneration of Managerial Personnel) Rules, 2014, together with details of top ten employees in terms of Remuneration drawn as an 31-03-2020 is attached herewith and marked as "Annexure – E".

44. MANAGEMENT DISCUSSION AND ANALYSIS:

The Management Discussion and Analysis for the year under review as stipulated under Regulation 34(2) and Schedule V of the Securities and Exchange Board of India (Listing Obligations and Disclosure Requirements) Regulations, 2015 (the Listing Regulations), is presented in a separate section forming part of this Annual Report.



TOWER INVESTMENT & TRADING CO. LTD.

CIN : L67120WB1981PLC033500

Registered Office :

'Temple Chambers' 6, Old Post Office Street, 4th Floor, Kolkata-700 001

Phone No.: 033 2230-7373/2248-3854

E-mail: tower_investment@yahoo.com Website : www.tower.net.in

45. **ACKNOWLEDGEMENTS :**

Your Directors place on record their sincere thanks to bankers, business associates, consultants, and various Government Authorities for their continued support extended to your companies activities during the year under review. Your Directors also acknowledges gratefully the shareholders for their support and confidence reposed on your company.

For and on behalf of the Board of Directors'
For **Tower Investment & Trading Co. Ltd.**

Swarup Kumar Maity
Whole Time Director
DIN:01200281

Protul Dutta
Director
DIN:07719740

Bijoy Kumar Sarkar
Director
DIN:00849772

Place : Kolkata
Date : 30-07-2020



TOWER INVESTMENT & TRADING CO. LTD.

CIN : L67120WB1981PLC033500

Registered Office :

'Temple Chambers' 6, Old Post Office Street, 4th Floor, Kolkata-700 001

Phone No.: 033 2230-7373/2248-3854

E-mail: tower_investment@yahoo.com Website : www.tower.net.in

ANNEXURE – A

Form No. MR-3

SECRETARIAL AUDIT REPORT

FOR THE FINANCIAL YEAR ENDED 31ST MARCH, 2020

[Pursuant to section 204(1) of the Companies Act, 2013 and rule No.9 of the Companies (Appointment and Remuneration Personnel) Rules, 2014]

To,
The Members,
Tower Investment & Trading Co. Ltd.,
"Temple Chambers"
6, Old Post Office Street,
4th Floor, Kolkata-700 001

I have conducted the secretarial audit of the compliance of applicable statutory provisions and the adherence to good corporate practices by **TOWER INVESTMENT & TRADING COMPANY LIMITED** (hereinafter called the Company). Secretarial Audit was conducted in a manner that provided me a reasonable basis for evaluating the corporate conducts/statutory compliances and expressing my opinion thereon.

Based on my verification of the TOWER INVESTMENT & TRADING CO. LTD.'s books, papers, minute books, forms and returns filed and other records maintained by the company and also the information provided by the Company, its officers, agents and authorized representatives during the conduct of secretarial audit, I hereby report that in my opinion, the company has, during the audit period covering the financial year ended on 31st March, 2020, complied with the statutory provisions listed hereunder and also that the Company has proper Board-processes and compliance-mechanism in place to the extent, in the manner and subject to the reporting made hereinafter:

I have examined the books, papers, minute books, forms and returns filed and other records maintained by TOWER INVESTMENT & TRADING CO. LTD. ("the Company") for the financial year ended on 31st March, 2020, according to the provisions of:

- (i) The Companies Act, 2013 (the Act) and the rules made there under;
- (ii) The Securities Contracts (Regulation) Act, 1956 ('SCRA') and the rules made there under;
- (iii) The Depositories Act, 1996 and the Regulations and Bye-laws framed there under;
- (iv) Foreign Exchange Management Act, 1999 and the rules and regulations made there under to the extent of Foreign Direct Investment, Overseas Direct Investment and External Commercial Borrowings;
- (v) The following Regulations and Guidelines prescribed under the Securities and Exchange Board of India Act, 1992 ('SEBI Act'):-
 - (a) The Securities and Exchange Board of India (Listing Obligations And Disclosure Requirements) Regulations, 2015 (as amended from time to time) ;
 - (b) The Securities and Exchange Board of India (Substantial Acquisition of Shares and Takeovers) Regulations, 2011 (as amended from time to time);
 - (c) The Securities and Exchange Board of India (Prohibition of Insider Trading) Regulations, 2015 (as amended from time to time);
 - (d) The Securities and Exchange Board of India (Issue of Capital and Disclosure Requirements) Regulations, 2018 (as may be amended from time to time); - Not Applicable as there was no reportable event;
 - (e) The Securities and Exchange Board of India (Employee Stock Option Scheme and Employee Stock Purchase Scheme) Guidelines, 1999/ Securities and Exchange Board of India (Share Based Employee Benefits) Regulations, 2014 (as may be amended from time to time); - Not Applicable as there was no reportable event;
 - (f) The Securities and Exchange Board of India (Issue and Listing of Debt Securities) Regulations, 2008 as may be amended from time to time; - Not Applicable as there was no reportable event;
 - (g) The Securities and Exchange Board of India (Registrars to an Issue and Share Transfer Agents) Regulations, 1993 regarding the Companies Act and dealing with client (as may be amended from time to time); - Not Applicable as there was no reportable event;
 - (h) The Securities and Exchange Board of India (Delisting of Equity Shares) Regulations, 2009 (as may be amended from time to time) - Not Applicable as there was no reportable event;



TOWER INVESTMENT & TRADING CO. LTD.

CIN : L67120WB1981PLC033500

Registered Office :

'Temple Chambers' 6, Old Post Office Street, 4th Floor, Kolkata-700 001

Phone No.: 033 2230-7373/2248-3854

E-mail: tower_investment@yahoo.com Website : www.tower.net.in

-
- (i) Securities and Exchange Board of India (Issue and Listing of Non-Convertible and Redeemable Preference Shares) Regulations, 2013 (as may be amended from time to time);
- (j) The Securities and Exchange Board of India (Buyback of Securities) Regulations, 2018 (as may be amended from time to time); - Not Applicable as there was no reportable event;
- (k) The Securities and Exchange Board of India (Depositories and Participants) Regulations, 2018; and
- (l) Any other Regulations/ Rules/Notifications/ Circulars/ Amendments etc. as issued by the Securities and Exchange Board of India from time to time;
- (vi) Other laws/acts/rules as may be applicable specifically to the company:
- (a) Payment of Bonus Act, 1965;
 - (b) Payment of Gratuity Act, 1972;
 - (c) Payment of Wages Act, 1936;
 - (d) Trade Unions Act, 1926;
 - (e) Workmen's Compensation Act, 1923;
 - (f) Employees' Provident Funds and Miscellaneous Provisions Act, 1952;
 - (g) Employees' State Insurance Act, 1948;
 - (h) Minimum Wages Act, 1948 and its Rules;
 - (i) The Factories Act, 1948 & its Rules;
 - (j) Pollution Control Board Clearance (Environment Protection) Act, 1986 and its Rules;
 - (k) Central Excise Act, 1944 and its Rules;
 - (l) Income Tax Act, 1961 and its Rules;
 - (m) Central Sales Tax Act, 1956 and its Rules;
 - (n) Contract Labor (Regulation and Abolition) Act, 1970;
 - (o) Profession Tax and its Rules;
 - (p) Shops and Establishments Act and its Rules;
 - (q) Industrial Disputes Act 1947 and its Rules;
 - (r) Service Tax Act and its Rules and its Rules;
 - (s) Central Goods and Services Tax Act, 2017 & its Rules / the Integrated Goods and Services Tax Act, 2017 & its Rules there under including any Circulars/ Notifications issued from time to time.

I have also examined the required licenses specific to the company and found them duly up to date/applied for renewal.

I have also examined compliance with the applicable clauses of the following:

- (i) Mandatory Applicable Secretarial Standards issued by The Institute of Company Secretaries of India.
- (ii) The Uniform Listing Agreement entered into by the Company with "The Calcutta Stock Exchange Limited";
- (iii) RBI Act, 1934 and Rules, Regulations, Guidelines and Directions issued by the Reserve Bank of India for Non-Deposit taking NBFC; as specifically applicable the Company.

During the period under review the Company has complied with the provisions of the Act, Rules, Regulations, Guidelines, Standards, etc. mentioned above.

I further report that:

The Board of Directors of the Company is duly constituted with proper balance of Executive Directors, Non-Executive Directors, Independent Directors and a Women Director.

Adequate notice is given to all directors to schedule the Board Meetings, agenda and detailed notes on agenda were sent at least seven days in advance, and a system exists for seeking and obtaining further information and clarifications on the agenda items before the meeting and for meaningful participation at the meeting.

Majority decision is carried through while the dissenting members' views are captured and recorded as part of the minutes.

I further report that there are adequate systems and processes in the company commensurate with the size and operations of the company to monitor and ensure compliance with applicable laws, rules, regulations and guidelines.



TOWER INVESTMENT & TRADING CO. LTD.

CIN : L67120WB1981PLC033500

Registered Office :

'Temple Chambers' 6, Old Post Office Street, 4th Floor, Kolkata-700 001

Phone No.: 033 2230-7373/2248-3854

E-mail: tower_investment@yahoo.com Website : www.tower.net.in

I further report that Company has passed special resolutions regarding appointment of Mr. Mr. Swarup Kumar Maity as a Whole-Time Director Of The Company for a period of 3 years with effect from 14th May, 2019 pursuant to the provisions of Sections 196, 197, 203 and any other applicable provisions of the Companies Act, 2013 ("the Act") read with Schedule V of the Act and rules made thereunder and SEBI (Listing Obligations and Disclosure Requirements) Regulations, 2015 [including any statutory modification(s) or re-enactment(s) hereof, for the time being in force].

I further report that Company has also passed special resolutions regarding approval of transactions under Section 185 of the Companies Act, 2013, pursuant to the provisions of Sections 185, 186 and such other provisions, as may be applicable, including any statutory modification(s) or re-enactment(s) thereof for the time being in force, to make investments / acquisitions / give loan(s) / any other form of debt to any person(s) or other body corporate(s) and / or guarantee(s) / provide any security(ies) in connection with a loan/ any other form of debt to any other body corporate(s) or person(s) and to make investment or acquire by way of subscription, purchase or otherwise the securities of any other body corporate(s) whether Indian or overseas, in which any Directors are directly or indirectly deemed to be interested, up to a sum not exceeding Rs. 50 crores at any point of time, in one or more tranches, in their absolute discretion as may be deem beneficial and in the interest of the Company.

Place : Kolkata
Date : 30-07-2020

Sd/- Rajat Kumar Jalan
Practicing Company Secretary
C.P. No: 5705
ACS No.: 14895
UDIN:A014895B000530740

CERTIFICATE OF NON-DISQUALIFICATION OF DIRECTORS

To
The Members,
Tower Investment & Trading Company Limited

As required by item 10(i) of Part C of Schedule V of the Securities Exchange Board of India (Listing Obligations and Disclosure Requirement) Regulations, 2015 I certify that none of the directors on the board of **Tower Investment & Trading Company Limited** have been debarred or disqualified from being appointed or continuing as directors of companies by the SEBI/Ministry of Corporate Affairs or any such statutory authority.

Place : Kolkata
Date : 30-07-2020

Sd/- Rajat Kumar Jalan
Practicing Company Secretary
C.P. No: 5705
ACS No.: 14895
UDIN:A014895B000530971



TOWER INVESTMENT & TRADING CO. LTD.

CIN : L67120WB1981PLC033500

Registered Office :

'Temple Chambers' 6, Old Post Office Street, 4th Floor, Kolkata-700 001

Phone No.: 033 2230-7373/2248-3854

E-mail: tower_investment@yahoo.com Website : www.tower.net.in

ANNEXURE - B

WHOLE TIME DIRECTOR'S CERTIFICATE ON COMPLIANCE WITH THE CODE OF CONDUCT

As required under Regulation 34(3) read with Part D of Schedule V of Securities and Exchange Board of India (Listing Obligations and Disclosure Requirements) Regulations, 2015, I hereby declare that all the Board Members and Senior Management Personnel of the Company have complied with the Code of Conduct of the Company for the year ended 31st March, 2020.

For and on behalf of the Board of Directors
For Tower Investment & Trading Co. Ltd.

Mr. Swarup Kumar Maity
Whole Time Director
DIN: 01200281

Place: Kolkata
Date: 30th July, 2020



TOWER INVESTMENT & TRADING CO. LTD.

CIN : L67120WB1981PLC033500

Registered Office :

'Temple Chambers' 6, Old Post Office Street, 4th Floor, Kolkata-700 001

Phone No.: 033 2230-7373/2248-3854

E-mail: tower_investment@yahoo.com Website : www.tower.net.in

ANNEXURE - C

Form AOC-I

**(Pursuant to first proviso to sub-section (3) of section 129 read with rule 5 of Companies (Accounts) Rules, 2014)
Statement containing salient features of the financial statement of subsidiaries/associate companies/ joint ventures**

Part "A": Subsidiaries

(Information in respect of each subsidiary to be presented with amounts in Rs.)

1. Sl. No. 1
2. Name of the subsidiary: **SAKET CEMENT PRODUCTS PRIVATE LIMITED(CIN:U27310WB1988PTC045233)**
3. Reporting period for the subsidiary concerned, if different from the holding company's reporting period: N.A. (Same as of the Holding Company)
4. Reporting currency and Exchange rate as on the last date of the relevant financial year in the case of foreign subsidiaries: N.A.
5. Share capital : Rs. 3,06,000.00
6. Reserves & surplus : Rs. 69,46,925.00
7. Total assets : Rs. 73,28,365.00
8. Total Liabilities : Rs. 73,28,365.00
9. Investments : Rs. 5,68,000.00
10. Turnover : Rs. 1,53,386.00
11. Profit /(Loss) before taxation : Rs. (14,87,012.00)
12. Provision for taxation : Rs. NIL
13. Profit /(Loss)after taxation : Rs. (13,54,791.00)
14. Proposed Dividend : NIL
15. % of shareholding : 100%

Notes: The following information shall be furnished at the end of the statement:

1. Names of subsidiaries which are yet to commence operations: N.A.
2. Names of subsidiaries which have been liquidated or sold during the year: N.A.



TOWER INVESTMENT & TRADING CO. LTD.

CIN : L67120WB1981PLC033500

Registered Office :

'Temple Chambers' 6, Old Post Office Street, 4th Floor, Kolkata-700 001

Phone No.: 033 2230-7373/2248-3854

E-mail: tower_investment@yahoo.com Website : www.tower.net.in

PART "B": ASSOCIATES AND JOINT VENTURES

Statement pursuant to Section 129 (3) of the Companies Act, 2013 related to Associate Companies and Joint Ventures

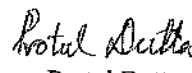
ASSOCIATES


	NAME OF ASSOCIATES/JOINT VENTURES	KHATU INVESTMENT & TRADING CO. LTD.
1	Latest Audited Balance Sheet Date	31-03-2020
2	Shares of Associate/Joint Ventures held by the company on the year end No.	45600
	Amount of Investment in Associates/Joint Venture	Rs.2,56,350/-
	Extend of Holding %	22.80%
3	Description of how there is significant influence	Pursuant to Sec 2(6) of the Company's Act, 2013 M/s. Khatu Investment & Trading Co. Ltd. is Associate company of M/s. Tower Investment & Trading Company Ltd.
4	Reason why the Associate/ Joint Venture is not consolidated	Consolidated for the Financial Year 31-03-2020 as per MCA notification dt.14-10-2014
5	Networth attributable to Shareholding as per latest audited Balance Sheet	Rs. 23,866/-
6	Profit/Loss for the year	
	i) Considered in Consolidation	Rs.(1,12467.00)
	ii) Not Considered in Consolidation	-

1. Names of Associates or Joint Ventures which are yet to commence operations. N. A.
2. Names of Associates or Joint Ventures which have been liquidated or sold during the year . N. A.

For and on behalf of the Board of Directors
For Tower Investment & Trading Co. Ltd.


Swarup Kumar Maity
Whole Time Director
DIN:01200281


Protul Dutta
Director
DIN:07719740


Bijoy Kumar Sarkar
Director
DIN:00849772

Place : Kolkata
Date : 30-07-2020



TOWER INVESTMENT & TRADING CO. LTD.

CIN : L67120WB1981PLC033500

Registered Office :

'Temple Chambers' 6, Old Post Office Street, 4th Floor, Kolkata-700 001

Phone No.: 033 2230-7373/2248-3854

E-mail: tower_investment@yahoo.com Website : www.tower.net.in

ANNEXURE -D

FORM NO. MGT 9
EXTRACT OF ANNUAL RETURN
As on financial year ended on 31.03.2020

Pursuant to Section 92 (3) of the Companies Act, 2013 and rule 12(1) of the Company (Management & Administration) Rules, 2014.

I. REGISTRATION & OTHER DETAILS :

1	CIN	L67120WB1981PLC033500
2	Registration Date	30-03-1981
3	Name of the Company	TOWER INVESTMENT & TRADING COMPANY LIMITED
4	Category/Sub-category of the Company	COMPANY LIMITED BY SHARES INDIAN NON-GOVERNMENT COMPANY
5	Address of the Registered office & contact details	6, OLD POST OFFICE STREET, 4 TH FLOOR, KOLKATA-700 001.
6	Whether listed company	LISTED
7	Name, Address & contact details of the Registrar & Transfer Agent, if any.	ALANKIT ASSIGNMENTS LIMITED 205-208, ANARKALI COMPLEX, JHANDEWALAN EXTENSION, NEW DELHI-110 055 PH. NO. : 011 42541234/23541234 FAX NO.: 011 42541201 E-MAIL : rta@alankit.com

II. PRINCIPAL BUSINESS ACTIVITIES OF THE COMPANY :

(All the business activities contributing 10 % or more of the total turnover of the company shall be stated)

S. No.	Name and Description of main products / services	NIC Code of the Product/service	% to total turnover of the company
1	Other financial service activities, except insurance and pension funding activities, n.e.c.	64990	53.81%

III. PARTICULARS OF HOLDING, SUBSIDIARY AND ASSOCIATE COMPANIES:

Sl. No.	Name and Address of the Company	CIN/GLN	Holding/Subsidiary/Associate	% of Shares held	Applicable Section
1.	Saket Cement Products Pvt. Ltd.	U27310WB1988PTC045233	Subsidiary	100%	2(87)
2.	Khatu Investment & Trading Co. Ltd.	L65993WB1979PLC032406	Associate	22.80%	2(6)

IV. A) SHARE HOLDING PATTERN: (Equity Share Capital Breakup as percentage of Total Equity)

A Category-wise Share Holding



TOWER INVESTMENT & TRADING CO. LTD.

CIN : L67120WB1981PLC033500

Registered Office :

'Temple Chambers' 6, Old Post Office Street, 4th Floor, Kolkata-700 001

Phone No.: 033 2230-7373/2248-3854

E-mail: tower_investment@yahoo.com Website : www.tower.net.in

2. Non Institutions									
a) Bodies Corp.	-	-	-	-	-	-	-	-	-
i) Indian	-	-	-	-	-	-	-	-	-
ii) Overseas	-	-	-	-	-	-	-	-	-
b) Individuals	123726	123726	30.02%	500	123226	123726	30.02%	-	
i) Individual shareholders holding nominal share capital upto Rs. 1 lakh	-	-	-	-	-	-	-	-	-
ii) Individual shareholders holding nominal share capital in excess of Rs 1 lakh	-	-	-	-	-	-	-	-	-
c) Others (specify)	-	-	-	-	-	-	-	-	-
Sub-total(B)(2):-	123726	123726	30.02%	500	123226	123726	30.02%	-	
Total Public Shareholding (B)=(B)(1)+ B(2)	123726	123726	30.02%	500	123226	123726	30.02%	-	
C. Shares held by Custodian for GDRs & ADRs	-	-	-	-	-	-	-	-	-
Grand Total (A+B+C)	412130	412130	100%	288904	123226	412130	100%		

B) SHAREHOLDING OF PROMOTER :

SN	Shareholder's Name	Shareholding at the beginning of the year			Shareholding at the end of the year			% change the year in shareholding during
		No. of Shares	% of total Shares of the company	% of Shares Pledged /encumbered to total shares	No. of Shares	% of total Shares of the company	% of Shares Pledged /encumbered to total shares	
1	RAKESH HIMATSINGKA	20100	4.88%		20100	4.88%		
2	ANITA HIMATSINGKA	100	0.02%		100	0.02%		
3	SHAURYA VEER HIMATSINGKA	63092	15.31%		63092	15.31%		
4	MAALIKA HIMATSINGKA	12500	3.03%		12500	3.03%		
5	RAKESH KUMAR SHAURYA VEER (HUF)	23800	5.77%		23800	5.77%		
6	KHATU INVESTMENT & TRADING CO. LTD.	64138	15.56%		64138	15.56%		
7	NEW LOOK INVESTMENT (BENGAL) LTD.	74104	17.98%		74104	17.98%		
8	BURLINGTON INVESTMENTS PVT.	30570	7.42%		30570	7.42%		



TOWER INVESTMENT & TRADING CO. LTD.

CIN : L67120WB1981PLC033500

Registered Office :

'Temple Chambers' 6, Old Post Office Street, 4th Floor, Kolkata-700 001

Phone No.: 033 2230-7373/2248-3854

E-mail: tower_investment@yahoo.com Website : www.tower.net.in

C) CHANGE IN PROMOTERS' SHAREHOLDING (please specify, if there is no change)

SN	Particulars	Shareholding at the beginning of the year		Cumulative Shareholding during the year	
		No. of shares	% of total shares of the company	No. of shares	% of total shares of the company
1	RAKESH HIMATSINGKA				
	At the beginning of the year	20100	4.88%	20100	4.88%
	Date wise Increase / Decrease in Promoters Shareholding during the year specifying the reasons for increase / decrease (e.g. allotment /transfer / bonus/ sweat equity etc.):	-	-	-	-
	At the end of the year	-	-	20100	4.88%
2	ANITA HIMATSINGKA				
	At the beginning of the year	100	0.02%	100	0.02%
	Date wise Increase / Decrease in Promoters Shareholding during the year specifying the reasons for increase / decrease (e.g. allotment /transfer / bonus/ sweat equity etc.):	-	-	-	-
	At the end of the year	-	-	100	0.02%
3	SHAURYA VEER HIMATSINGKA				
	At the beginning of the year	63092	15.31%	63092	15.31%
	Date wise Increase / Decrease in Promoters Shareholding during the year specifying the reasons for increase / decrease (e.g. allotment /transfer / bonus/ sweat equity etc.):	-	-	-	-
	At the end of the year	-	-	63092	15.31%
4	MAALIKA HIMATSINGKA				
	At the beginning of the year	12500	3.03%	12500	3.03%
	Date wise Increase / Decrease in Promoters Shareholding during the year specifying the reasons for increase / decrease (e.g. allotment /transfer / bonus/ sweat equity etc.):	-	-	-	--
	At the end of the year	-	-	12500	3.03%
5	RAKESH KUMAR SHAURYA VEER (HUF)				
	At the beginning of the year	23800	5.77%	23800	5.77%
	Date wise Increase / Decrease in Promoters Shareholding during the year specifying the reasons for increase / decrease (e.g. allotment /transfer / bonus/ sweat equity etc.):	-	-	-	-
	At the end of the year	-	-	23800	5.77%
6	KHATU INVESTMENT & TRADING CO. LTD.				
	At the beginning of the year	64138	15.56%	64138	15.56%
	Date wise Increase / Decrease in Promoters Shareholding during the year specifying the reasons for increase / decrease (e.g. allotment				



TOWER INVESTMENT & TRADING CO. LTD.

CIN : L67120WB1981PLC033500

Registered Office :

'Temple Chambers' 6, Old Post Office Street, 4th Floor, Kolkata-700 001

Phone No.: 033 2230-7373/2248-3854

E-mail: tower_investment@yahoo.com Website : www.tower.net.in

	/transfer / bonus/ sweat equity etc.):				
	At the end of the year			64138	15.56%
7	NEW LOOK INVESTMENT (BENGAL) LTD.				
	At the beginning of the year	74104	17.98%	74104	17.98%
	Date wise Increase / Decrease in Promoters Shareholding during the year specifying the reasons for increase / decrease (e.g. allotment /transfer / bonus/ sweat equity etc.):				
	At the end of the year			74104	17.98%
8	BURLINGTON INVESTMENTS PVT. LTD.				
	At the beginning of the year	30570	7.42%	30570	7.42%
	Date wise Increase / Decrease in Promoters Shareholding during the year specifying the reasons for increase / decrease (e.g. allotment /transfer / bonus/ sweat equity etc.):				
	At the end of the year			30570	7.42%

D) SHAREHOLDING PATTERN OF TOP TEN SHAREHOLDERS:

(Other than Directors, Promoters and Holders of GDRs and ADRs):

SN	For Each of the Top 10 Shareholders	Shareholding at the beginning of the year		Shareholding at the ending of the year	
		No. of shares	% of total shares of the company	No. of shares	% of total shares of the company
1	GAURAB HIMATSINGKA				
	At the beginning of the year	31376	7.61%	31376	7.61%
	Date wise Increase / Decrease in Promoters Shareholding during the year specifying the reasons for increase / decrease (e.g. allotment /transfer / bonus/ sweat equity etc.):	-	-	-	-
	At the end of the year	-	-	31376	7.61%
2	VIVEK HIMATSINGKA				
	At the beginning of the year	10000	2.43%	10000	2.43%
	Date wise Increase / Decrease in Promoters Shareholding during the year specifying the reasons for increase / decrease (e.g. allotment /transfer / bonus/ sweat equity etc.):	-	-	-	-
	At the end of the year	-	-	10000	2.43%
3	ROHINI HIMATSINGKA				
	At the beginning of the year	15000	3.64%	15000	3.64%
	Date wise Increase / Decrease in Promoters Shareholding during the year specifying the reasons for increase / decrease (e.g. allotment /transfer / bonus/ sweat equity etc.):	-	-	-	-
	At the end of the year	-	-	15000	3.64%
4	DIPAK KUMAR GAURAB KUMAR (HUF)				
	At the beginning of the year	15000	3.64%	15000	3.64%
	Date wise Increase / Decrease in Promoters Shareholding during the year specifying the reasons for increase / decrease (e.g. allotment /transfer / bonus/ sweat equity etc.):	-	-	-	-
	At the end of the year	-	-	15000	3.64%



TOWER INVESTMENT & TRADING CO. LTD.

CIN : L67120WB1981PLC033500

Registered Office :

'Temple Chambers' 6, Old Post Office Street, 4th Floor, Kolkata-700 001

Phone No.: 033 2230-7373/2248-3854

E-mail: tower_investment@yahoo.com Website : www.tower.net.in

5	GAURAB HIMATSINGKA				
	At the beginning of the year	1500	0.36%	1500	0.36%
	Date wise Increase / Decrease in Promoters Shareholding during the year specifying the reasons for increase / decrease (e.g. allotment /transfer / bonus/ sweat equity etc.):	-	-	-	-
	At the end of the year	-	-	1500	0.36%
6	ANUJ TULSYAN				
	At the beginning of the year	600	0.15%	600	0.15%
	Date wise Increase / Decrease in Promoters Shareholding during the year specifying the reasons for increase / decrease (e.g. allotment /transfer / bonus/ sweat equity etc.):	-	-	-	-
	At the end of the year	-	-	600	0.15%
7	BINOD KUMAR JAIN				
	At the beginning of the year	500	0.12%	500	0.12%
	Date wise Increase / Decrease in Promoters Shareholding during the year specifying the reasons for increase / decrease (e.g. allotment /transfer / bonus/ sweat equity etc.):	-	-	-	-
	At the end of the year	-	-	500	0.12%
8	SAMPAT DEORA				
	At the beginning of the year	500	0.12%	500	0.12%
	Date wise Increase / Decrease in Promoters Shareholding during the year specifying the reasons for increase / decrease (e.g. allotment /transfer / bonus/ sweat equity etc.):	-	-	-	-
	At the end of the year	-	-	500	0.12%
9	SUNIL KUMAR DEORA				
	At the beginning of the year	500	0.12%	500	0.12%
	Date wise Increase / Decrease in Promoters Shareholding during the year specifying the reasons for increase / decrease (e.g. allotment /transfer / bonus/ sweat equity etc.):	-	-	-	-
	At the end of the year	-	-	500	0.12%
10	LALITA ASHOK MATE				
	At the beginning of the year	500	0.12%	500	0.12%
	Date wise Increase / Decrease in Promoters Shareholding during the year specifying the reasons for increase / decrease (e.g. allotment /transfer / bonus/ sweat equity etc.):				
	At the end of the year			500	0.12%

TOWER INVESTMENT & TRADING CO. LTD.

CIN : L67120WB1981PLC033500

Registered Office :

'Temple Chambers' 6, Old Post Office Street, 4th Floor, Kolkata-700 001

Phone No.: 033 2230-7373/2248-3854

E-mail: tower_investment@yahoo.com Website : www.tower.net.in

E) SHAREHOLDING OF DIRECTORS AND KEY MANAGERIAL PERSONNEL:

SN	Shareholding of each Directors and each Key Managerial Personnel	Shareholding at the beginning of the year		Cumulative Shareholding during the year	
		No. of shares	% of total shares of the company	No. of shares	% of total shares of the company
1	MRS. ANITA HIMATSINGKA				
	At the beginning of the year	100	0.02%	100	0.02%
	Date wise Increase / Decrease in Promoters Shareholding during the year specifying the reasons for increase /decrease (e.g. allotment / transfer / bonus/ sweat equity etc.):	-	-	-	-
	At the end of the year	-	-	100	0.02%
2	MR. SHAURYA VEER HIMATSINGKA				
	At the beginning of the year	63092	15.31%	63092	15.31%
	Date wise Increase / Decrease in Promoters Shareholding during the year specifying the reasons for increase /decrease (e.g. allotment / transfer / bonus/ sweat equity etc.):				
	At the end of the year			63092	15.31%
3	MR. SWARUP KUMAR MAITY				
	At the beginning of the year	-	-	-	-
	Date wise Increase / Decrease in Promoters Shareholding during the year specifying the reasons for increase /decrease (e.g. allotment / transfer / bonus/ sweat equity etc.):	-	-	-	-
	At the end of the year	-	-	-	-

V) INDEBTEDNESS (STANDALONE):

Indebtedness of the Company including interest outstanding/accrued but not due for payment.

	Secured Loans excluding deposits	Unsecured Loans (STANDALONE)	Deposits	Total Indebtedness
Indebtedness at the beginning of the financial year				
i) Principal Amount	-	-	-	-
ii) Interest due but not paid	-	-	-	-
iii) Interest accrued but not due	-	-	-	-
Total (i+ii+iii)	-	-	-	-
Change in Indebtedness during the financial year	-	-	-	-
* Addition	-	-	-	-
* Reduction	-	-	-	-
Net Change	-	-	-	-
Indebtedness at the end of the financial year	-	-	-	-
i) Principal Amount	-	-	-	-
ii) Interest due but not paid	-	-	-	-
iii) Interest accrued but not due	-	-	-	-
Total (i+ii+iii)	-	-	-	-

TOWER INVESTMENT & TRADING CO. LTD.

CIN : L67120WB1981PLC033500

Registered Office :

'Temple Chambers' 6, Old Post Office Street, 4th Floor, Kolkata-700 001

Phone No.: 033 2230-7373/2248-3854

E-mail: tower_investment@yahoo.com Website : www.tower.net.in

VI. REMUNERATION OF DIRECTORS AND KEY MANAGERIAL PERSONNEL:

A. Remuneration to Managing Director, Whole-time Directors and/or Manager:

SN.	Particulars of Remuneration	Name of MD/WTD/ Manager MR. SWARUP KUMAR MAITY (WTD)	Total Amount
1	Gross salary	-	-
	(a) Salary as per provisions contained in section 17(1) of the Income-tax Act, 1961	Rs.2,86,320/-	Rs.2,86,320/-
	(b) Value of perquisites u/s 17(2) Income-tax Act, 1961	Rs.33,120/-	Rs.33,120/-
	(c) Profits in lieu of salary under section 17(3) Income- tax Act, 1961	-	-
2	Stock Option	-	-
3	Sweat Equity	-	-
4	Commission - as % of profit - others specify	-	-
5	Others, please specify	-	-
	Total (A)	Rs.3,19,440/-	Rs.3,19,440/-
	Ceiling as per the Act	Rs.3,19,440/-	-

B. Remuneration to other Directors :

SN.	Particulars of Remuneration	Name of Directors		Total Amount
1	Independent Directors	MR. PROTUL DUTTA	MR. BIJOY KUMAR SARKAR	-
	Fee for attending board committee meetings	-	-	-
	Commission	-	-	-
	Others, please specify	-	-	-
	Total (1)	-	-	-
2	Other Non-Executive Directors	MRS. ANITA HIMATSINGKA	MR. SHAURYA VEER HIMATSINGKA	-
	Fee for attending board committee meetings	-	-	-
	Commission	-	-	-
	Others, please specify	-	-	-
	Total (2)	-	-	-
	Total (B)=(1+2)	-	-	-
	Total Managerial Remuneration	-	-	-
	Overall Ceiling as per the Act	-	-	-

C. REMUNERATION TO KEY MANAGERIAL PERSONNEL OTHER THAN MD/MANAGER/WTD :



TOWER INVESTMENT & TRADING CO. LTD.

CIN : L67120WB1981PLC033500

Registered Office :

'Temple Chambers' 6, Old Post Office Street, 4th Floor, Kolkata-700 001

Phone No.: 033 2230-7373/2248-3854

E-mail: tower_investment@yahoo.com Website : www.tower.net.in

SN	Particulars of Remuneration	Key Managerial Personnel			
		CEO	CS	CFO	Total
1	Gross salary	-	59,000/-	4,37,388/-	4,96,388/-
	(a) Salary as per provisions contained in section 17(1) of the Income-tax Act, 1961	-	-	-	-
	(b) Value of perquisites u/s 17(2) Income-tax Act, 1961	-	-	-	-
	(c) Profits in lieu of salary under section 17(3) Income-tax Act, 1961	-	-	-	-
2	Stock Option	-	-	-	-
3	Sweat Equity	-	-	-	-
4	Commission	-	-	-	-
	- as % of profit	-	-	-	-
	- Others, specify...	-	-	-	-
5	Others, please specify	-	-	-	-
	Total	-	59,000/-	4,37,388/-	4,96,388/-

VII. PENALTIES / PUNISHMENT/ COMPOUNDING OF OFFENCES:

Type	Section of the Companies Act	Brief Description	Details of Penalty / Punishment/ Compounding fees imposed	Authority [RD / NCLT/ COURT]	Appeal made, if any (give Details)
A. COMPANY					
Penalty					
Punishment					
Compounding					
NO PENALTIES, PUNISHMENTS OR COMPOUNDING OF OFFENCES					
B. DIRECTORS					
Penalty					
Punishment					
Compounding					
NO PENALTIES, PUNISHMENTS OR COMPOUNDING OF OFFENCES					
C. OTHER OFFICERS IN DEFAULT					
Penalty					
Punishment					
Compounding					
NO PENALTIES, PUNISHMENTS OR COMPOUNDING OF OFFENCES					

For and on behalf of the Board of Directors
For Tower Investment & Trading Co. Ltd.

Place : Kolkata
Date : 30-07-2020


Swarup Kumar Maity
Whole Time Director
DIN:01200281


Protul Dutta
Director
DIN:07719740


Bijoy Kumar Sarkar
Director
DIN:00849772



TOWER INVESTMENT & TRADING CO. LTD.

CIN : L67120WB1981PLC033500

Registered Office :

'Temple Chambers' 6, Old Post Office Street, 4th Floor, Kolkata-700 001

Phone No.: 033 2230-7373/2248-3854

E-mail: tower_investment@yahoo.com Website : www.tower.net.in

ANNEXURE -E

TOP TEN EMPLOYEES IN TERMS OF REMUNERATION DRAWN AS ON 31-03-2020

Sl. No	Name of employee	Designation of employee	Remuneration received P.A.	Nature of employment, whether contractual or otherwise	Qualification and experience of the employee	Date of commencement of employment	The age of such employee	The last employment held by such employee before joining the company	The percentage of equity shares held by the employee in the company within the meaning of clause(iii) of sub-rule(2)	Whether any such employee is a relative of any director or manager of the company and if so, name of such director or manager
1	Mr. Goutam Kumar Das	Chief Financial Officer	Rs.4,37,388/-	Permanent	B. A. 33 Years	01-11-1987	58 Years	-	-	-
2	Mr. Swarup Kumar Maity	Whole-Time Director	Rs.3,19,440/-	Permanent	B. Com 26 Years	01.05.2019	53 Years	-	-	-
3	Mrs. Khusbu Kanoria	Computer Operator	Rs.1,63,486/-	Contractual	B. Com 13 Years	01-04-2016	37 Years	-	-	-
4	Ms. Varsha Jain	Company Secretary	Rs.59,000/-	Permanent	C.S. 5 Years	01-01-2020	28 Years	-	-	-
								-	-	-
								-	-	-
								-	-	-



TOWER INVESTMENT & TRADING CO. LTD.

CIN : L67120WB1981PLC033500

Registered Office :

'Temple Chambers' 6, Old Post Office Street, 4th Floor, Kolkata-700 001

Phone No.: 033 2230-7373/2248-3854

E-mail: tower_investment@yahoo.com Website : www.tower.net.in

MANAGEMENT DISCUSSION AND ANALYSIS REPORT

The Management of the Company is pleased to present Management Discussion and Analysis Report (to the extent applicable to the company) covering overall performance and outlook of its activities.

The Company is a registered non deposit taking NBFC, registered with the RBI since 16th February, 2006. Since then, Company has been operating successfully under overall superintendence, directions and regulation of the regulatory authority.

INDUSTRY STRUCTURE & DEVELOPMENT

So far, non-banking finance companies (NBFCs) have scripted a great success story. Their contribution to the economy has grown in leaps and bounds. With the ongoing stress in the public sector banks due to mounting bad debt, their appetite to lend (especially in rural areas) is only going to deteriorate, thereby providing NBFCs with the opportunity to increase their presence. The success of NBFCs can be clearly attributed to their better product lines, lower cost, wider and effective reach, strong risk management capabilities to check and control bad debts, and better understanding of their customer segments.

Going forward, the latent credit demand of an emerging India will allow NBFCs to fill the gap, especially where traditional banks have been wary to serve. Additionally, improving macroeconomic conditions, higher credit penetration, increased consumption and disruptive digital trends will allow NBFC's credit to grow at a healthy rate over the next five years. Clearly, NBFCs are here to stay.

NBFC REGULATIONS

Over the past several decades, NBFCs have emerged as important financial intermediaries, particularly for the small-scale and retail sectors, in underserved areas and unbanked sectors. NBFCs have turned out to be growth engines in an arena where increased importance is assigned to financial inclusion. The growing importance of the NBFC segment in the Indian financial system has led to a changing landscape of the NBFC framework. The evolution of the regulatory framework for NBFCs in India has gone through a cyclical phase-from simplified regulations to stringent and extensive regulations and finally towards rationalisation as part of the recently revised NBFC regulatory framework.

THE COVID-19 PANDEMIC AND ITS IMPACT

The unprecedented outbreak of COVID-19 impacted the global economy and human life, making it a very challenging environment for all the businesses. The changes forced on people and businesses by the pandemic are likely to last for some time and established ways of doing business may undergo changes leading to new ways of working.

The Covid-19 global pandemic gathered momentum in India in March 2020. Early protective measures by the Indian government to contain the health emergency in January were ramped-up, culminating into a strict nationwide lockdown starting 25 March 2020. Although economic activity has gradually resumed since mid-May, it is still operating below pre-Covid levels, with considerable uncertainty on the time to normalcy.

This crisis facing the world is unique in terms of the quantum of output loss as countries restricted mobility and economic activity to contain spread of the virus. Besides, there is severe uncertainty around the duration and intensity of the crisis, which will have a huge impact on the global economy.

The Company was able to successfully manage immediate challenges of re-establishing normalcy in business operations and is in the process of assessing the long-term implications and opportunities that may emerge from this situation.

The Company's assessments, strategies and prospects outlined in this report are to be read in the context of the evolving situation.

OPPORTUNITIES & THREATS

The Company constantly examines the opportunities and threats that exist in the business and accordingly plans to exploit the opportunity available for going forward as well as equipped to handle threats.

SEGMENT-WISE PERFORMANCE

The Company operates under a single segment and hence product-wise performance is not provided.

OUTLOOK, RISK AND CONCERN

TOWER INVESTMENT & TRADING CO. LTD.

CIN : L67120WB1981PLC033500

Registered Office :

'Temple Chambers' 6, Old Post Office Street, 4th Floor, Kolkata-700 001

Phone No.: 033 2230-7373/2248-3854

E-mail: tower_investment@yahoo.com Website : www.tower.net.in

The current economic state, fears of recession and challenging retail environment, pose new threats to businesses across all sectors. The Country wide lockdowns and the "New Normal" may lead to fundamental shift in market behavior. The Company is strategically positioned to harness the present challenges. The Company constantly manages monitors and reports on the principal risk and uncertainties that can have an impact on the Company. Your directors keep a close watch on the risk prone areas and take actions from time to time.

REVIEW OF INTERNAL CONTROL SYSTEM AND THEIR ADEQUACY

The Company has internal control system which, in the opinion of the Management, is commensurate with the size and activities of the company. The System is also reviewed from time to time.

DISCUSSION ON FINANCIAL PERFORMANCE WITH RESPECT TO OPERATIONAL PERFORMANCE

This section is covered in the Director's Report under the section of financial results and operation.

HUMAN RESOURCES

The company always regards human resources as its most valuable asset and continuously evolves pol process to attract and retain its substantial pool of managerial resources through friendly work environment that encourages initiatives by individuals and recognizes their performance.

The total number of people employed in the organization as on 31.03.2020 was 4 as compared to 4 as on 31.03.2019.

Details of significant changes in key financial ratios, along with detailed explanations:

Financial Ratios for standalone financials


Particulars	Year Ended 31.03.2020	Year Ended 31.03.2019
Debtors Turnover [Net Credit Sales / Average Accounts Receivable]	NIL	NIL
Inventory Turnover [Cost of Goods Sold / Average Inventory]	NIL	NIL
Interest Coverage [Earning Before Interest & Taxes / Interest Expenses]	NIL	NIL
Current Ratio [Current Assets / Current Liabilities]	0.04	0.05
Debt Equity Ratio [Total Liabilities / Total Shareholders' Equity]	0.08	0.10
Net Profit Margin (%) [Net Profit / Revenue]	(490.74%)	(212.31%)
Return on Net Worth (%) [Profit after tax / Average Equity Capital and Other Equity]	(16.23%)	(8.17%)


CAUTIONARY NOTE

Statement in the Management Discussion & Analysis, describing the company's objectives, projections and estimates are forward looking statement and progressive within the meaning of applicable laws & regulations. Actual result may vary from those expressed or implied. Important developments that could affect the company's operations are significant changes in political and economic environment in India, tax laws, RBI regulations, exchange rate fluctuation and other incidental factors.

For and on behalf of the Board of Directors
For **Tower Investment & Trading Co. Ltd.**

Place : Kolkata
Date : 30-07-2020


Swarup Kumar Maity
Whole Time Director
DIN:01200281


Protul Dutta
Director
DIN:07719740


Bijoy Kumar Sarkar
Director
DIN:00849772

D BASU & CO.

Chartered Accountants

FD - 148, SALT LAKE,
KOLKATA - 700106.

Independent Auditor's Report

To the Members of Tower Investment & Trading Company Limited.

Report on the Financial Statements

Opinion

We have audited the accompanying financial statements of M/s. Tower Investment & Trading Company Limited ("the Company"), which comprises the Balance Sheet as at 31st March, 2020, the Statement of Profit and Loss, Statement of Changes in Equity and Statement of Cash Flows for the year then ended, and notes to the financial statements, including a summary of significant accounting policies and other explanatory information.

In our opinion and to the best of our information and according to the explanations given to us, the afore said financial statements give the information required by the Act in the manner so required and give a true and fair view in conformity with the accounting principles generally accepted in India including Indian Accounting Standards ("Ind-AS") specified under Section 133 of the Act, of the state of affairs of the Company as at 31st March, 2020, and its Loss, changes in equity and its cash flows for the year ended on that date.

Basis for Opinion

We conducted our audit in accordance with the Standards on Auditing (SAs) specified under section 143(10) of the Companies Act, 2013. Our responsibilities under those Standards are further described in the Auditor's Responsibilities for the Audit of the Financial Statements section of our report. We are independent of the Company in accordance with the Code of Ethics issued by the Institute of Chartered Accountants of India ("ICAI") together with the ethical requirements that are relevant to our audit of the financial statements under the provisions of the Companies Act, 2013 and the Rules thereunder, and we have fulfilled our other ethical responsibilities in accordance with these requirements and the Code of Ethics.

We believe that the audit evidence we have obtained is sufficient and appropriate to provide a basis for our opinion.

Information other than the Financial Statements and Auditor's Report thereon

The Company's Board of Directors is responsible for the other information. The other information comprises the information included in the Annual Report, but does not include the financial statements and our auditor's report thereon.

Our opinion on the financial statements does not cover the other information and we do not express any form of assurance conclusion thereon.

In connection with our audit of the financial statements, our responsibility is to read the other information and, in doing so, consider whether the other information is materially inconsistent with the financial statements or our knowledge obtained in the audit or otherwise appears to be materially misstated. If, based on the work we have performed, we conclude that there is a material misstatement of this other information we are required to report that fact. We have nothing to report in this regard.



D BASU & CO.

Chartered Accountants

FD – 148, SALT LAKE,

KOLKATA – 700106.

Responsibility of Management for the Financial Statements

The Company's Board of Directors is responsible for the matters stated in section 134(5) of the Companies Act, 2013 ("the Act") with respect to the preparation of these financial statements that give a true and fair view of the financial position, financial performance and cash flows of the Company in accordance with the accounting principles generally accepted in India, including the accounting Standards specified under section 133 of the Act. This responsibility also includes maintenance of adequate accounting records in accordance with the provisions of the Act for safeguarding of the assets of the Company and for preventing and detecting frauds and other irregularities; selection and application of appropriate implementation and maintenance of accounting policies; making judgments and estimates that are reasonable and prudent; and design, implementation and maintenance of adequate internal financial controls, that were operating effectively for ensuring the accuracy and completeness of the accounting records, relevant to the preparation and presentation of the financial statement that give a true and fair view and are free from material misstatement, whether due to fraud or error.

In preparing the financial statements, management is responsible for assessing the Company's ability to continue as a going concern, disclosing, as applicable, matters related to going concern and using the going concern basis of accounting unless management either intends to liquidate the Company or to cease operations, or has no realistic alternative but to do so.

Those Board of Directors are also responsible for overseeing the company's financial reporting process.

Auditor's Responsibility for the Audit of the Financial Statements

Our objectives are to obtain reasonable assurance about whether the financial statements as a whole are free from material misstatement, whether due to fraud or error, and to issue an auditor's report that includes our opinion. Reasonable assurance is a high level of assurance, but is not a guarantee that an audit conducted in accordance with SAs will always detect a material misstatement when it exists. Misstatements can arise from fraud or error and are considered material if, individually or in the aggregate, they could reasonably be expected to influence the economic decisions of users taken on the basis of these financial statements.

As part of an audit in accordance with SAs, we exercise professional judgment and maintain professional skepticism throughout the audit. We also:

- Identify and assess the risks of material misstatement of the financial statements, whether due to fraud or error, design and perform audit procedures responsive to those risks, and obtain audit evidence that is sufficient and appropriate to provide a basis for our opinion. The risk of not detecting a material misstatement resulting from fraud is higher than for one resulting from error, as fraud may involve collusion, forgery, intentional omissions, misrepresentations, or the override of internal control.
- Obtain an understanding of internal control relevant to the audit in order to design audit procedures that are appropriate in the circumstances. Under section 143(3)(i) of the Companies Act, 2013, we are also responsible for expressing our opinion on whether the company has adequate internal financial controls system in place and the operating effectiveness of such controls.
- Evaluate the appropriateness of accounting policies used and the reasonableness of accounting estimates and related disclosures made by management.



D BASU & CO.

Chartered Accountants

FD - 148, SALT LAKE,

KOLKATA - 700106.

• Conclude on the appropriateness of management's use of the going concern basis of accounting and, based on the audit evidence obtained, whether a material uncertainty exists related to events or conditions that may cast significant doubt on the Company's ability to continue as a going concern. If we conclude that a material uncertainty exists, we are required to draw attention in our auditor's report to the related disclosures in the financial statements or, if such disclosures are inadequate, to modify our opinion. Our conclusions are based on the audit evidence obtained up to the date of our auditor's report. However, future events or conditions may cause the Company to cease to continue as a going concern.

• Evaluate the overall presentation, structure and content of the financial statements, including the disclosures, and whether the financial statements represent the underlying transactions and events in a manner that achieves fair presentation.

We communicate with those charged with governance regarding, among other matters, the planned scope and timing of the audit and significant audit findings, including any significant deficiencies in internal control that we identify during our audit.

We also provide those charged with governance with a statement that we have complied with relevant ethical requirements regarding independence, and to communicate with them all relationships and other matters that may reasonably be thought to bear on our independence, and where applicable, related safeguards.

From the matters communicated with those charged with governance, we determine those matters that were of most significance in the audit of the financial statements of the current period and are therefore the key audit matters. We describe these matters in our auditor's report unless law or regulation precludes public disclosure about the matter or when, in extremely rare circumstances, we determine that a matter should not be communicated in our report because the adverse consequences of doing so would reasonably be expected to outweigh the public interest benefits of such communication.

Report on Other Legal and Regulatory Requirements

As required by the Companies (Auditor's Report) Order, 2016 ("the Order") issued by the Central Government of India in terms of sub-section (11) of section 143 of the Act, we give in the "Annexure A", a statement on the matters specified in the paragraph 3 and 4 of the order.

As required by Section 143 (3) of the Act, we report that:

(a) We have sought and obtained all the information and explanations which to the best of our knowledge and belief were necessary for the purposes of our audit.

(b) in our opinion, proper books of account as required by law have been kept by the Company so far as it appears from our examination of those books;

(c) the balance sheet, the statement of profit and loss, statement of changes in equity and the cash flow statement dealt with by this Report are in agreement with the books of account;

(d) in our opinion, the aforesaid financial statements comply with the Accounting Standards specified under Section 133 of the Act, read with Rule 7 of the Companies (Accounts) Rules, 2014;



D BASU & CO.

Chartered Accountants

FD - 148, SALT LAKE,

KOLKATA - 700106.

(e) on the basis of the written representations received from the directors as on 31st March 2020 taken on record by the Board of Directors, none of the directors is disqualified as on 31st March 2020 from being appointed as a director in terms of Section 164 (2) of the Act;

(f) With respect to the other matters to be included in the Auditor's Report in accordance with the requirements of section 197(16) of the Act, as amended:

In our opinion and to the best of our information and according to the explanations given to us, the remuneration, if any, paid by the company to its directors during the year is in accordance with the provisions of section 197 of the Act.

(g) with respect to the adequacy of the internal financial controls with reference to financial statements of the Company and the operating effectiveness of such controls, refer to our separate report in "Annexure B"; and

(h) with respect to the other matters to be included in the Auditor's Report in accordance with Rule 11 of the Companies (Audit and Auditors) Rules, 2014, in our opinion and to the best of our information and according to the explanations given to us:

i. the Company does not have any pending litigations which would impact its financial position;

ii. the Company does not have any material foreseeable losses on long term contracts including derivative contracts which would impact its financial position;

iii. there were no amounts which are required to be transferred to the Investor Education and Protection Fund by the Company

For D.Basu & Co.
Chartered Accountants
(Firm Registration No.301111E)



Ashis Ranjan Maitra
(Ashis Ranjan Maitra)
PARTNER
Membership No. 056520

Place: Kolkata

Dated: 30th July, 2020

UDIN :- 20056520AAAABH2315

D BASU & CO.

Chartered Accountants

FD - 148, SALT LAKE,

KOLKATA - 700106.

Annexure - A to the Auditors' Report

The Annexure referred to in Independent Auditors' Report to the members of the Company on the financial statements for the year ended 31st March 2020, we report that:

- (i) (a) The Company is maintaining proper records showing full particulars, including quantitative details and situation of fixed assets.
 - (b) According to the information and explanations given to us, all the assets have not been physically verified by the management during the year but there is a regular program of verification, which in our opinion, is reasonable having regard to the size of the Company and the nature of its assets. No material discrepancies were noticed on such verification.
 - (c) The immovable property under Fixed Assets is held in the name of the company.
- (ii) There is no inventory in the Company.
- (iii) The Company has granted any loan, secured or unsecured to companies, firms or other parties covered in the register maintained under section 189 of the Act. Therefore, (a),(b) and (c) of 3(iii) of the companies (Auditor's Report) order, 2016 are not applicable to the company.
- (iv) In our opinion and according to the information and explanations given to us, the Company has complied with the provisions of section 185 and 186 of the Companies Act, 2013 in respect of loans, investments, guarantees and securities made by the company.
- (v) In our opinion and according to the information and explanations given to us, the Company has not accepted any deposits within the meaning of Sections 73 to 76 of the Companies Act, 2013 Act and the Companies (Acceptance of Deposits) Rules, 2014 (as amended).
- (vi) The Central Government has not prescribed the maintenance of cost records under section 148(1) of the Act, for any of the services rendered by the Company.
- (vii) (a) According to the records of the company, the company is generally regular in depositing with appropriate authorities undisputed statutory dues including provident fund, employees' state insurance, income-tax, sales-tax, wealth tax, service tax, duty of customs, duty of excise, value added tax, cess and other material statutory dues, as applicable, and no such statutory dues were outstanding as at the last day of the financial year under review for a period of more than six months from the date they became payable.
 - (b) According to the information and explanations given to us, there are no dues of income-tax, sales-tax, wealth tax, service tax, duty of customs, duty of excise, value added tax and cess, as applicable, which have not been deposited on account of any dispute.
- (viii) The Company does not have any loans or borrowings from any financial institution, banks, government or debenture holders during the year.
- (ix) The Company did not raise any money by way of initial public offer or further public offer (including debt instruments) and term loans during the year under review.



D BASU & CO.

Chartered Accountants

FD – 148, SALT LAKE,

KOLKATA – 700106.

- x) According to the information and explanations given to us, no material fraud by the Company or on the Company by its officers or employees have been noticed or reported during the year.
- xi) According to the information and explanations given to us and based on our examination of the records of the Company, the Company has paid/provided for managerial remuneration in accordance with the requisite approvals mandated by the provisions of Section 197 read with Schedule V of the Companies Act 2013.
- xii) In our opinion and according to the information and explanations given to us, the Company is not a nidhi company.
- xiii) According to the information and explanations given to us and based on our examination of the records of the Company, transactions with the related parties are in compliance with sections 177 and 188 of the Act and the details of such transactions have been disclosed in the financial statements as required by the applicable accounting standards.
- xiv) According to the information and explanations given to us and based on our examination of the records of the Company, the Company has not made any preferential allotment or private placement of shares or fully or partly convertible debentures during the year.
- xv) According to the information and explanations given to us and based on our examination of the records of the Company, the Company has not entered into non-cash transactions with directors or persons connected with him.
- xvi) The Company has a Non Banking Financial Company and registered under section 45-IA of the Reserve Bank of India Act 1934.

Place: Kolkata

Dated: 30th July, 2020

UDIN :- 2005650AAAA BH 2315

For D.Basu & Co.
Chartered Accountants
(Firm Registration No.301111E)

Ashis Ranjan Maitra

(Ashis Ranjan Maitra)

PARTNER

Membership No. 056520



D BASU & CO.

Chartered Accountants

FD - 148, SALT LAKE,

KOLKATA - 700106.

Annexure - B to the Auditors' Report

Report on the Internal Financial Controls under Clause (i) of Sub-section 3 of Section 143 of the Companies Act, 2013 ("the Act")

We have audited the internal financial controls over financial reporting of Tower Investment & Trading Company Limited, ("the Company") as of 31st March 2020 in conjunction with our audit of the financial statements of the Company for the year ended on that date.

Management's Responsibility for Internal Financial Controls

The Company's management is responsible for establishing and maintaining internal financial controls based on the internal control over financial reporting criteria established by the Company considering the essential components of internal control stated in the Guidance Note on Audit of Internal Financial Controls over Financial Reporting issued by the Institute of Chartered Accountants of India ('ICAI'). These responsibilities include the design, implementation and maintenance of adequate internal financial controls that were operating effectively for ensuring the orderly and efficient conduct of its business, including adherence to company's policies, the safeguarding of its assets, the prevention and detection of frauds and errors, the accuracy and completeness of the accounting records, and the timely preparation of reliable financial information, as required under the Companies Act, 2013.

Auditors' Responsibility

Our responsibility is to express an opinion on the Company's internal financial controls over financial reporting based on our audit. We conducted our audit in accordance with the Guidance Note on Audit of Internal Financial Controls over Financial Reporting (the "Guidance Note") and the Standards on Auditing, issued by ICAI and deemed to be prescribed under section 143(10) of the Companies Act, 2013, to the extent applicable to an audit of internal financial controls, both applicable to an audit of Internal Financial Controls and, both issued by the Institute of Chartered Accountants of India. Those Standards and the Guidance Note require that we comply with ethical requirements and plan and perform the audit to obtain reasonable assurance about whether adequate internal financial controls over financial reporting was established and maintained and if such controls operated effectively in all material respects.

Our audit involves performing procedures to obtain audit evidence about the adequacy of the internal financial controls system over financial reporting and their operating effectiveness. Our audit of internal financial controls over financial reporting included obtaining an understanding of internal financial controls over financial reporting, assessing the risk that a material weakness exists, and testing and evaluating the design and operating effectiveness of internal control based on the assessed risk. The procedures selected depend on the auditor's judgment, including the assessment of the risks of material misstatement of the financial statements, whether due to fraud or error.

We believe that the audit evidence we have obtained is sufficient and appropriate to provide a basis for our audit opinion on the Company's internal financial controls system over financial reporting.



D BASU & CO.

Chartered Accountants

FD – 148, SALT LAKE,

KOLKATA – 700106.

Meaning of Internal Financial Controls over Financial Reporting

A company's internal financial control over financial reporting is a process designed to provide reasonable assurance regarding the reliability of financial reporting and the preparation of financial statements for external purposes in accordance with generally accepted accounting principles. A company's internal financial control over financial reporting includes those policies and procedures that (1) pertain to the maintenance of records that, in reasonable detail, accurately and fairly reflect the transactions and dispositions of the assets of the company; (2) provide reasonable assurance that transactions are recorded as necessary to permit preparation of financial statements in accordance with generally accepted accounting principles, and that receipts and expenditures of the company are being made only in accordance with authorisations of management and directors of the company; and (3) provide reasonable assurance regarding prevention or timely detection of unauthorised acquisition, use, or disposition of the company's assets that could have a material effect on the financial statements.

Inherent Limitations of Internal Financial Controls Over Financial Reporting

Because of the inherent limitations of internal financial controls over financial reporting, including the possibility of collusion or improper management override of controls, material misstatements due to error or fraud may occur and not be detected. Also, projections of any evaluation of the internal financial controls over financial reporting to future periods are subject to the risk that the internal financial control over financial reporting may become inadequate because of changes in conditions, or that the degree of compliance with the policies or procedures may deteriorate.

Opinion

In our opinion, the Company has, in all material respects, an adequate internal financial controls system over financial reporting and such internal financial controls over financial reporting were operating effectively as at 31st March 2020, based on the internal control over financial reporting criteria established by the Company considering the essential components of internal control stated in the Guidance Note on Audit of Internal Financial Controls Over Financial Reporting issued by the Institute of Chartered Accountants of India.

For D.Basu & Co.
Chartered Accountants
(Firm Registration No.301111E)

Place: Kolkata

Dated: 30th July, 2020.

UDIN :- 20056520AAAABH2315



Ashis Ranjan Maitra

(Ashis Ranjan Maitra)
PARTNER

Membership No. 056520

TOWER INVESTMENT & TRADING COMPANY LIMITED
CIN: L67120WB1981PLC033500

Registered Office :
 'Temple Chambers' 6, Old Post Office Street, 4th Floor, Kolkata-700 001

Statement of Assets and Liabilities as on 31st March 2020

Particulars	Note No.	As at 31.03.2020	As at 31.03.2019	As at 01.04.2018
ASSETS				
Financial Assets	4			
Cash and Cash Equivalents	4.1	21,76,478	10,92,666	36,49,289
Receivables	4.2			
- Trade Receivables	4.2.1	-	-	-
- Other Receivables	4.2.2	3,45,008	53,853	11,72,959
Loans	4.3	1,21,02,700	1,31,02,700	2,02,700
Investments	4.4	3,56,02,932	4,51,19,499	6,36,16,230
Other Financial Assets	4.5	1,41,690	10,500	3,12,021
		<u>5,03,68,808</u>	<u>5,93,79,218</u>	<u>6,89,53,199</u>
Non-Financial Assets	5			
Current Tax Assets (Net)	5.1	1,18,801	15,38,489	18,80,422
Property, Plant and Equipment	5.2	-	-	-
Other Non-Financial Assets	5.3	3,54,000	4,720	-
		<u>4,72,801</u>	<u>15,43,209</u>	<u>18,80,422</u>
Total Assets		<u>5,08,41,609</u>	<u>6,09,22,427</u>	<u>7,08,33,621</u>
LIABILITIES AND EQUITY				
Liabilities				
Financial Liabilities				
Deposits	6.1	-	-	-
Other Financial Liabilities	6.2	1,49,310	2,76,406	40,73,830
		<u>1,49,310</u>	<u>2,76,406</u>	<u>40,73,830</u>
Non-Financial Liabilities				
Provisions	7.1	4,56,603	4,15,103	4,71,287
Deferred Tax Liabilities (Net)	7.2	29,65,213	48,19,128	62,78,567
Other Non-Financial Liabilities	7.3	11,920	14,880	23,247
		<u>34,33,736</u>	<u>52,49,111</u>	<u>67,73,101</u>
Equity				
Equity Share Capital	8.1	41,21,300	41,21,300	41,21,300
Other Equity	8.2	4,31,37,263	5,12,75,610	5,58,65,390
		<u>4,72,58,563</u>	<u>5,53,96,910</u>	<u>5,99,86,690</u>
Total Liabilities and Equity		<u>5,08,41,609</u>	<u>6,09,22,427</u>	<u>7,08,33,621</u>
Corporate Information & Significant Accounting Policies	1 & 2			
First Time adoption of Ind AS	3			
Accompanying notes to the financial statements	4 to 19			

The Notes referred to above form an integral part of the accounts.
 In terms of our report of even date attached herewith.

For D. Basu & Co.
 Chartered Accountants
 Firm Registration No. 301111E

Ashis Ranjan Maitra

(ASHIS RANJAN MAITRA)

Partner

Membership No. 056520

Place : Kolkata

Date : 30Th July 2020



TOWER INVESTMENT & TRADING CO. LTD.

G.K. Das
 Chief Financial Officer

TOWER INVESTMENT & TRADING CO. LTD.

Varsha Jain
 Company Secretary

TOWER INVESTMENT & TRADING CO. LTD.

Sindhu

Whole-Time Director

DIN:01200281

TOWER INVESTMENT & TRADING CO. LTD.

Pooja Saha

Director

DIN:07719740

TOWER INVESTMENT & TRADING CO. LTD.

Director

DIN:0049777

TOWER INVESTMENT & TRADING COMPANY LIMITED
CIN: L67120WB1981PLC033500

Registered Office :

'Temple Chambers' 6, Old Post Office Street, 4th Floor, Kolkata-700 001

STATEMENT OF PROFIT & LOSS FOR THE YEAR ENDED 31ST MARCH, 2020

Particulars	Notes	2019-2020	2018-2019
		₹	₹
Revenue from Operations	9		
Interest on Loans		8,82,904	59,392
Profit on Sale of Investments (Net)		3,25,929	8,48,626
Dividend Income		3,42,850	3,12,214
Total Revenue from Operations		<u>15,51,683</u>	<u>12,20,232</u>
Other Income	10		
Service Charges			10,00,000
Others	10.1	1,45,731	
		<u>1,45,731</u>	<u>10,00,000</u>
Total Income		<u>16,97,414</u>	<u>22,20,232</u>
Expenses	11		
Net loss on fair value changes	11.1	97,49,068	80,30,992
Employee Benefits Expenses	11.2	9,84,738	19,04,847
Depreciation and amortization expenses			
Others expenses	11.3	5,06,363	19,94,023
Total Expenses		<u>1,12,40,169</u>	<u>1,19,29,862</u>
Profit Before Exceptional Items & Taxes		(95,42,755)	(97,09,630)
Add : Exceptional Items			
Unclaimed liability Written Back			39,87,948
Profit Before Tax		(95,42,755)	(57,21,682)
Tax Expense:	12		
a) Current Tax			4,47,472
b) Deferred Tax		(18,97,462)	(14,55,344)
c) Earlier year		6,84,641	
		<u>(12,12,821)</u>	<u>(10,07,872)</u>
Profit/(Loss) for the Year		(83,29,934)	(47,13,810)
Other Comprehensive Income			
Items that will not be reclassified to profit or loss			
- Changes in fair value of Equity & Other Financial Instruments		2,32,500	-
- Tax Expense relating to above item		(43,547)	4,096
Other Comprehensive Income for the Year		<u>1,88,953</u>	<u>4,096</u>
Total Comprehensive Income for the year (Profit + Other Comprehensive Income)		<u>(81,40,981)</u>	<u>(47,09,714)</u>
Earnings Per Equity Share	13		
Basic & Diluted		(20.21)	(11.43)
Corporate Information & Significant Accounting Policies	1 & 2		
First Time adoption of Ind AS	3		
Accompanying notes to the financial statements	4 to 19		

The Notes referred to above form an integral part of the accounts.
 In terms of our report of even date attached herewith.

For D. Basu & Co.
 Chartered Accountants
 Firm Registration No. 301111E

Ashis Ranjan Mahtta
 (ASHIS RANJAN MAHTTA)
 Partner
 Membership No. 056520
 Place : Kolkata
 Date : 30th July 2020



TOWER INVESTMENT & TRADING CO. LTD.

[Signature]
 Whole-Time Director
 DIN: 01200281

TOWER INVESTMENT & TRADING CO. LTD.

G. K. Das
 Chief Financial Officer

TOWER INVESTMENT & TRADING CO. LTD.

Varsha Jain
 Company Secretary

TOWER INVESTMENT & TRADING CO. LTD.

[Signature]
 Director
 DIN 07719740
TOWER INVESTMENT & TRADING CO. LTD.

[Signature]
 Director
 DIN 00849772

TOWER INVESTMENT & TRADING COMPANY LIMITED
CASH FLOW STATEMENT FOR THE YEAR ENDED 31ST MARCH, 2020

Particulars	Financial Year Ended, 2020	Financial Year Ended, 2019
A. Cash Flow from Operating Activities		
Profit Before Tax	(95,42,755)	(57,21,682)
<u>Adjustments for :</u>		
Exceptional Items	-	(39,87,948)
Provisions for Gratuity	44,134	63,750
Dividend Income	(3,42,850)	(3,12,214)
(Liabilities)/Assets Written Off	-	5,00,000
Profit on Sale of Investment	(3,25,929)	(8,48,626)
Net Change in Fair Market Value	97,49,068	80,30,992
Interest Received	(8,82,904)	(59,392)
Operating Profit Before Working Capital Changes	(13,01,236)	(23,35,120)
<u>Movements in Working Capital :</u>		
(Increase) / Decrease in Financial & Other Assets	(7,71,625)	14,15,907
Increase / (Decrease) in Financial & Other Liabilities/Provisions	(1,30,056)	1,82,157
Cash Generated from / (used in) Operations	(22,02,917)	(7,37,056)
Direct Taxes Paid (net of refunds)	7,35,047	(1,05,539)
Net Cash flow from / (used in) Operating Activities	(14,67,870)	(8,42,595)
B. Cash Flow from Investing Activities		
Sale Proceeds from Sale of Non- Current Investments	-	-
Sale Proceeds from Sale of Current Investments	1,33,25,928	3,37,18,289
Purchase of Non- Current Investments	(1,30,00,000)	(2,29,03,923)
Interest Received	8,82,904	59,392
Dividend Income	3,42,850	3,12,214
Net Cash from / (used in) Investing Activities	15,51,682	1,11,85,973
C. Cash Flow from Financing Activities		
Increase / (Decrease) in Long-term loans and advances	10,00,000	(1,29,00,000)
Increase / (Decrease) in Short term borrowings	-	-
Net Cash from / (used in) Financing Activities	10,00,000	(1,29,00,000)
Net Increase / (Decrease) in Cash and Cash Equivalents (A+B+C)	10,83,812	(25,56,623)
Cash and Cash Equivalents at beginning of the year	10,92,666	36,49,289
Cash and Cash Equivalents at end of the year	21,76,478	10,92,666

For D. Basu & Co.
Chartered Accountants
Firm Registration No. 301111E

Ashis Ranjan Maitra
(ASHIS RANJAN MAITRA)
Partner
Membership No. 056520
Place : Kolkata
Date : 30Th July 2020



For and Behalf of Board of Directors

TOWER INVESTMENT & TRADING CO. LTD.

[Signature]

Whole-Time Director

DIN: 01200281

TOWER INVESTMENT & TRADING CO. LTD.

G.K. Das
Chief Financial Officer

TOWER INVESTMENT & TRADING CO. LTD.

Pratul Anand

Director

DIN 07719740

TOWER INVESTMENT & TRADING CO. LTD.

Varsha Jain
Company Secretary

TOWER INVESTMENT & TRADING CO. LTD.

[Signature]

Director

DIN 00849772

Significant Accounting Policies**1 General Information**

Tower Investment & Trading Company Limited (the 'Company') is a public limited Company, incorporated and domiciled in India. The equity shares of the Company are listed on The Calcutta Stock exchange. The registered office of the Company is located at ('Temple Chamber'), 6 Old Post Office Street, 4th Floor, Kolkata 700001, West Bengal, India.

The Company is mainly engaged in real estate activity and investment in shares and securities.

The functional and presentation currency of the Company is Indian Rupee ("INR") which is the currency of the primary economic environment in which the Company operates.

The financial statements for the year ended 31 March 2020 were approved by the Board of Directors and authorised for issue on 30th July 2020.

2 Significant Accounting Policies

The significant accounting policies applied by the Company in the preparation of its financial statements are listed below. Such accounting policies have been applied consistently to all the periods presented in these financial statements unless otherwise indicated.

2.1 Basis of preparation**i) Compliance with Ind AS**

These financial statements have been prepared to comply in all material aspects with Indian Accounting Standards (Ind AS) notified under Section 133 of the Companies Act, 2013 (the Act), Companies (Indian Accounting Standards) Rules, 2015 and Companies (Indian Accounting Standards) Amendment Rules, 2016] and other relevant provisions of the Act.

The Company had been preparing its financial statements upto the year 31 March 2019, as per Companies (Accounting Standard) Rules, 2006 and other relevant provisions of the Act (hereinafter referred to as Previous GAAP/Indian GAAP).

These financial statements are the first financial statements of the Company under Ind AS. for an explanation of how the transition from previous GAAP to Ind AS has affected the Company's financial position, financial performance and cash flows.

ii) Classification of current and non-current

All assets and liabilities have been classified as current or non-current as per the Company's normal operating cycle and other criteria set out in the Ind AS1- Presentation of Financial Statements and Schedule III to the Companies Act, 2013. Based on the nature of product / service and the time between the acquisition of assets for processing and their realisation in cash and cash equivalents, the Company has ascertained its operating cycle as 12 months for the purpose of current / non-current classification of assets and liabilities.

iii) Classification of current and non-current

These financial statements have been prepared in accordance with the generally accepted accounting principles in India under the historical cost convention except for the following :

2.2 Estimates of uncertainties relating to the Global health pandemic from COVID-19

The Company has considered the possible effects that may result from the pandemic relating to COVID-19 on the carrying amounts of receivables, unbilled revenues and investment in subsidiaries. In developing the assumptions relating to the possible future uncertainties in the global economic conditions because of this pandemic, the Company, as at the date of approval of these financial statements has used internal and external sources of information including credit reports and related information, economic forecasts. The Company has performed sensitivity analysis on the assumptions used and based on current estimates expects the carrying amount of these assets will be recovered. The impact of COVID-19 on the Company's financial statements may differ from that estimated, as at the date of approval of these financial statements.


2.3 Use of estimates and critical accounting judgements

In preparation of the financial statements, the Company makes judgments, estimates and assumptions about the carrying amounts of assets and liabilities that are not readily apparent from other sources. The estimates and the associated assumptions are based on historical experience and other factors that are considered to be relevant. Actual results may differ from these estimates.

The estimates and the underlying assumptions are reviewed on an ongoing basis. Revisions to accounting estimates are recognised in the period in which the estimate is revised and future periods affected.

This note provides an overview of the areas that involved a higher degree of judgement or complexity, and of items which are more likely to be materially adjusted due to estimates and assumption turning out to be different than those originally assessed

- i) Estimated fair value of unlisted securities
- ii) Recognition of deferred tax assets for carried forward tax losses



2.4 Property, Plant & Equipment

All items of property, plant and equipment are stated at historical cost less depreciation. Historical cost includes expenditure that is directly attributable to the acquisition of the items.

Subsequent costs are included in the assets carrying amount or recognised as a separate asset, as appropriate, only when it is probable that future economic benefits associated with the item will flow to the company and the cost of the item can be measured reliably. The carrying amount of any component accounted for as a separate asset is derecognised when replaced. All other repairs and maintenance are charged to statement of profit or loss during the reporting period in which they are incurred.

Depreciation is provided on Written down value method over the estimated useful lives of the assets. Pursuant to Notification of Schedule II of the Companies Act, becoming effective, the Company has adopted the useful lives as per the lives specified for the respective fixed assets in the Schedule II of the Companies Act, 2013.

Gains and losses on disposal of property, plant and equipments recognised in the statement of profit and loss.

An impairment loss is recognised where applicable when the carrying amount of property, plant and equipment exceeds its recoverable amount.

Transition to Ind AS

On transition to Ind AS, the Company has elected to continue with the carrying value of all of its property, plant and equipment recognised as at 01 April, 2018 measured as per the previous GAAP and use that carrying value as the deemed cost of all the property, plant and equipment.

2.5 Financial Instruments

Financial assets and financial liabilities are recognised when the Company becomes a party to the contractual provisions of the instrument. Financial assets and liabilities are initially measured at fair value. Transaction costs that are directly attributable to the acquisition or issue of financial assets and financial liabilities (other than financial assets and financial liabilities at fair value through profit or loss) are added to or deducted from the fair value measured on initial recognition of financial asset or financial liability. The transaction costs directly attributable to the acquisition of financial assets and financial liabilities at fair value through profit and loss are immediately recognised in the statement of profit and loss.

Effective interest method

The effective interest method is a method of calculating the amortised cost of a financial instrument and of allocating interest income or expense over the relevant period. The effective interest rate is the rate that exactly discounts future cash receipts or payments through the expected life of the financial instrument, or where appropriate, a shorter period.

i) Financial Assets

The financial assets are classified in the following categories:

- a) Financial assets measured at amortised cost,
- b) financial assets measured at fair value through profit and loss (FVTPL), and
- c) financial assets measured at fair value through other comprehensive income (FVOCI).

The classification of financial assets depends on the Company's business model for managing financial assets and the contractual terms of cash flow.

Financial assets measured at amortised cost

Assets that are held for collection of contractual cash flows where those flows represent solely payments of principal and interest are measured at amortised cost. After initial measurement, such financial assets are subsequently measured at amortised cost using the effective interest rate method. The losses arising from impairment are recognised in the Statement of Profit & Loss.

Trade receivables are recognised initially at fair value and subsequently measured at amortised cost using the effective interest method less provision for impairment, if any.

Financial instruments measured at FVTPL

Financial instruments included within FVTPL category are measured initially as well as at each reporting period at fair value plus transaction costs as applicable. Fair value movements are recorded in Statement of

Financial assets at FVOCI

Financial assets are measured at FVOCI if these financial assets are held within a business model whose objective is achieved by both collecting contractual cash flows and selling financial assets and the contractual terms of the financial asset give rise on specified dates to cash flows that are solely payments of principal and interest on the principal amount outstanding.

Equity instruments

The company measures all equity investments at fair value. The Company's management has elected to present fair value gain and losses on equity instruments in other comprehensive income, and accordingly there is no subsequent reclassification of fair value gains and losses to profit or loss. Dividends from such investments are recognised in profit or loss as other income when the Company's right to receive payment is established.



De-recognition of financial assets

The company de-recognises a financial asset when the contractual rights to the cash flows for the financial assets expires or it transfer the financial assets and such transfer qualifies for de- recognition under Ind AS 109- Financial instruments.

All investments other than those disclosed otherwise are carried at cost less accumulated impairment losses, if any. Where an indication of impairment exists, the carrying amount of the investment is assessed and is written down immediately to its recoverable amount. On disposal of such investments, the difference between net disposal proceeds and the carrying amounts are recognised in the Statement of Profit and Loss.

Impairment of financial assets

The Company assess on a forward looking basis the expected credit losses associated with its assets carried at amortised cost. The impairment methodology applied depends on whether there has been a significant increase

Only for Trade receivables , the implied approach of life time expected credit losses is recognised from initial recognition of the receivables as required by Ind AS 109- financial instruments.

Impairment loss allowance recognised / reversed during the year is charged / written back to Statement of Profit & Loss.

ii) Financial liabilities

Financial liabilities are measured at amortised cost using the effective interest method.

Borrowings are initially recognised at fair value , net of transaction costs incurred . Borrowings are subsequently measured at amortised cost. Any difference between the proceeds (net of transaction costs) and the redemption amount is recognised in profit or loss over the period of the borrowings using effective interest

Borrowings are classified as current liabilities unless the company has an unconditional right to defer settlement of the liability for at least 12 months after the reporting period. Where there is a breach of a material provision of a long term loan arrangement on or before the end of the reporting period with the effect that the liability becomes payment on demand on the reporting date , the entity does not classify the liability as current , if the lender agreed, after the reporting period and before the approval of the financial statement for issue , not to demand payment as a consequence of the breach.

For Trade and other payables maturing within one year from the balance sheet date , the carrying amount approximates fair value to short- term maturity of these instruments.

Derecognition of financial liabilities

The Company derecognises financial liabilities when, and only when, the Company's obligations are discharged, cancelled or they expire.

2.6 Employee benefits

(a) Short-term obligations

Liabilities for wages, salaries and other benefits that are expected to be settled wholly within 12 months after the end of the period in which the employees render the related service are recognised in respect of employees' services up to the end of the reporting period and are measured at the amounts expected to be paid when the liabilities are settled. The liabilities are presented as current employee benefit obligations in the balance sheet.

(b) Post employment obligations

Defined contribution plans

The Company makes contributions to government administered provident fund scheme, employee state insurance scheme and pension fund scheme for the employees. The Company has no further payment obligations once the contributions have been paid. The contributions are accounted for as defined contribution plans and the contributions are recognised as employee benefit expense when they are due.

Compensated absences

Accumulated compensated absences and gratuity liability, which are expected to be availed or encashed or contributed within the 12 months from the end of the year are treated as short term employee benefits and the balances expected to be availed or encashed or contributed beyond 12 months from the year end are treated as long term liability and are accounted on undiscounted basis.

Other short term employee benefits

Short term employee benefits are recognised as an expenses as per the Company's schemes based on the expected obligation on an undiscounted basis.

2.7 Provisions

Provisions are recognised in the balance sheet when the Company has a present obligation (legal or constructive) as a result of a past event, which is expected to result in an outflow of resources embodying economic benefits which can be reliably estimated. Each provision is based on the best estimate of the expenditure required to settle the present obligation at the balance sheet date.



- 2.8 Income taxes**
 The income tax expense or credit for the period is the tax payable on the current period's taxable income based on the applicable income tax rate for each jurisdiction adjusted by changes in deferred tax assets and liabilities attributable to temporary differences and to unused tax losses.
 The current income tax charge is calculated on the basis of the tax laws enacted or substantively enacted at the end of the reporting period.
 Deferred income tax is provided in full, using the liability method, on temporary differences arising between the tax bases of assets and liabilities and their carrying amounts in the financial statements.
 Deferred income tax is determined using tax rates (and laws) that have been enacted or substantially enacted by the end of the reporting period and are expected to apply when the related deferred income tax asset is realised or the deferred income tax liability is settled.
 Deferred tax assets are recognised for all deductible temporary differences and unused tax losses only if it is probable that future taxable amounts will be available to utilise those temporary differences and losses.
 Deferred tax assets and liabilities are offset when there is a legally enforceable right to offset current tax assets and liabilities and when the deferred tax balances relate to the same taxation authority. Current tax assets and tax liabilities are offset where the entity has a legally enforceable right to offset and intends either to settle on a net basis, or to realise the asset and settle the liability simultaneously.
 Current and deferred tax is recognised in profit or loss, except to the extent that it relates to items recognised in other comprehensive income or directly in equity. In this case, the tax is also recognised in other comprehensive income or directly in equity, respectively.
- 2.9 Revenue**
 Revenue is recognised to the extent that it is probable that the economic benefits will flow to the Company and the revenue can be reliably measured, regardless of when the payment is being made. Revenue is measured at the fair value of the consideration received or receivable net of discounts, taking into account contractually defined terms and excluding taxes or duties collected on behalf of the government.
 The Company basis its estimate on historical results taking into consideration the type of customers, the type of transactions and the specifics of each arrangements
- 2.10 Income recognition**
- a) **Real Estate Activities**
 Revenue in respect of real estate activity are recognised when it can be measured reliably and the significant
 - b) **Interest income**
 Interest income is accrued on a time proportion basis, by reference to the principal outstanding and the effective interest rate applicable.
 - c) **Service Income**
 Income from service is recognised when the service has been rendered as per terms of the contract.
 - d) **Dividend Income**
 Dividend income from investments is recognised when the shareholder's rights to receive payment have been established.
- 2.11 Segment reporting**
 Since, the Company doesnot have any reporting segement in its business line and Company is engaged in single segement of Operation hence no Segment reporting is applicable to it.
- 2.12 Earnings per share**
 Earnings per share is calculated by dividing the net profit or loss for the year attributable to equity share holders, by the weighted average numbers of equity shares outstanding during the year.
 For the purpose of calculating diluted earnings per share, the net profit or loss for the period attributable to equity shareholders and weighted average number of shares outstanding during the period are adjusted for the effects of all dilutive potential equity shares.
- 2.13 Cash and Cash Equivalents**
 In the Cash Flow statement, Cash and cash equivalents include cash in hand and balance with bank in current account.
- 2.14 Offsetting Financial instruments**
 Financial assets and liabilities are offset and the net amount is reported in the balance sheet where there is a legally enforceable right to offset the recognised amounts and the there is an intention to settle on a net basis or realise the asset and settle the liability subsequently. The legally enforceable right must not be contingent on future events and must be enforceable in the normal course of business and in event of default, insolvency or bankruptcy of the company or the counter party.
- 2.15 Contingent Liabilities**
 Liabilities which are material and whose future outcome cannot be ascertained with reasonable certainty are treated as contingent and disclosed by way of notes to the accounts.



TOWER INVESTMENT & TRADING COMPANY LIMITED
CIN: L67120WB1981PLC033500

Registered Office:

"Temple Chambers" 6, Old Post Office Street, 4th Floor, Kolkata-700 001

3 First time adoption of Ind AS

These separate financial statements of Tower Investment & Trading Co.Limited for the year ended March, 31, 2020 have been prepared in accordance with Ind AS. For the purposes of transition to Ind AS, the Company has followed the guidance prescribed in Ind AS 101 - First Time adoption of Indian Accounting Standard, with 1st April, 2018 as the transition date and Indian GAAP as the previous GAAP.

The transition to Ind AS has resulted in changes in the presentation of the financial statements, disclosures in the notes there to and accounting policies and principles. The accounting policies set out in Note 2 have been applied in preparing the separate financial statements for the year ended 31st March, 2020 and the comparative information. An explanation of how the transition from previous GAAP to Ind AS has effected the Company's Balance Sheet, Statement of Profit and Loss is explained in Note 3.2. Exemptions on first time adoption of Ind AS availed in accordance with Ind AS 101 have been set out in Note 3.1.

3.1 Exemptions availed on first time adoption

Ind-AS 101 allows first-time adopters certain exemptions from the retrospective application of certain requirements under Ind AS. The Company has accordingly applied the following exemptions.

(a) Estimates

Ind AS 101 provides that an entity's estimates as per Ind AS 8 "Accounting Policies, Changes in Accounting Estimates and Errors" at the date of transition shall be consistent with the estimates made for same date in accordance with previous GAAP, unless there is objective evidence that those estimates were in error.

Accordingly, the company has made Ind AS estimates as at the transition date i.e. 1st April 2018 which are consistent with estimates made by it under the previous GAAP for the same date. The company made estimates for following items in accordance with Ind AS at the date of transition since these were not required under previous GAAP :

- i) Investment in unquoted equity instruments designated at Fair Value through OCI
- ii) Investment in quoted equity instruments and mutual funds designated at Fair Value through Profit & Loss
- iii) Investment in subsidiary companies and an associate company is considered at carrying value as per previous GAAP.
- iv) Impairment of financial assets based on expected credit loss model.

3.2 Reconciliations between previous GAAP and Ind AS

The following reconciliations provide the effect of transition to Ind AS from previous GAAP in accordance with Ind AS 101:

- a) Equity as at 1st April, 2018 and as at 31st March, 2019
- b) Net Profit for the year ended 31st March, 2019.

a) Reconciliation of Equity as at 1st April, 2018 and as at 31st March, 2019.

	Notes to first time adoption	As at 31 March 2019 (₹)	As at 1 April 2018 (₹)
Equity under previous GAAP		2,27,90,115	2,06,59,914
Adjustments:-			
Change in Fair valuation of Financial Instruments	1	3,78,08,135	4,59,05,019
Deferred tax adjustments	2	(48,19,128)	(62,59,781)
Provision for Gratuity	3	(3,82,212)	(3,18,462)
Equity under Ind AS		5,53,96,910	5,99,86,690

b) Reconciliation of total comprehensive income for the year ended 31 March, 2019

	Notes to first time adoption	2018 -2019 (₹)
Profit/(Loss) after tax as per previous GAAP		21,30,199
Adjustments		
Change in Fair valuation of Financial Instruments	1	(80,26,896)
Deferred Tax adjustments	2	14,55,344
Provision for Gratuity	3	(63,750)
Other Adjustments	4	(2,04,611)
Total comprehensive income as per Ind AS		(47,09,714)

c) There are no material adjustments to the statements of cash flows as reported under the previous GAAP.

d) Notes to first time adoption

Note 1 : Change in Fair valuation of Financial Instruments

Under the previous GAAP, investments in equity instruments were classified as long term investments based on the intended holding period and realisation. Long-term investments were carried at cost less provision for other than temporary decline in the value of such investments. Under Ind AS, these investments are required to be measured at fair value at each reporting period.

Fair value changes with respect to investments in equity instrument & preference shares are designated at fair value through OCI and at amortised cost have been recognised in Equity Investment Reserve and in Net loss on fair value changes respectively as at the date of transition and subsequently in other comprehensive income & Net loss on fair value changes for the year ended 31st March 2019. This increased other reserve by ₹ 5.19 Lacs as at 31st March, 2019 (1st April, 2018 ₹ 5.17 Lacs)

Consequent to the above, the total equity as at 31st March, 2019 increased by ₹ 326.07 Lacs (1st April, 2018 ₹ 393.27 Lacs) and total comprehensive income for the year ended 31st March 2019 increased by ₹ (47.10) Lacs.

Note 2 : Deferred Tax Adjustments

Tax adjustments relating to above adjustments are recognised and adjusted in retained earnings on the date of transition. Deferred tax adjustments relating to the year ended 31st March, 2019 have been adjusted in the statement of profit and loss for the said year.

Note 3 : Provision for Gratuity

Provision for Gratuity are recognised and adjusted in retained earnings on the date of transition for the year ended 31st March 2019, ₹3.82 Lacs (1st April 2018 ₹ 3.18 Lacs)



TOWER INVESTMENT & TRADING COMPANY LIMITED

Notes to Financial Statements

	As at 31.03.2020 ₹	As at 31.03.2019 ₹	As at 01.04.2018 ₹
4 FINANCIAL ASSETS			
4.1 CASH AND CASH EQUIVALENTS			
Cash on Hand	12,782	505	227
Balance with Scheduled Banks in Current Account	21,63,696	10,92,161	36,49,062
	21,76,478	10,92,666	36,49,289
4.2 RECEIVABLES (Unsecured, considered good)			
4.2.1 Trade Receivables	-	-	-
4.2.2 Other Receivables (*)	3,45,008	53,853	11,72,959
<i>(*) includes due from a private limited company in which director is a director</i>			
4.3 LOANS (Unsecured, considered good) <u>At Amortised Cost (In India)</u> <u>Repayable on Demand</u>			
- To a Related Party	-	-	50,000
- To Others	1,21,02,700	1,31,02,700	1,52,700
	1,21,02,700	1,31,02,700	2,02,700
4.4 INVESTMENTS (Refer note No. 20)			
In India			
(A) At Historical Cost			
<u>i) Quoted:</u>			
<u>In Fully paid up Equity Shares of an Associate Company</u>	2,56,350	2,56,350	2,56,350
	2,56,350	2,56,350	2,56,350
<u>ii) Unquoted:</u>			
<u>a) In Fully paid up Equity Shares of an Associate Company</u>	-	-	-
<u>b) In Fully paid up Equity Shares of Subsidiary Company:</u>	91,803	91,803	91,803
	91,803	91,803	91,803
(B) At Amortised Cost	-	-	-
(C) At FVOCI			
<u>i) Unquoted:</u>			
<u>i) In Fully paid up Equity Shares of Companies:</u>	10,38,000	8,05,500	13,05,500
	10,38,000	8,05,500	13,05,500
(D) At FVTPL			
<u>i) Quoted:</u>			
<u>In Fully paid up Equity Shares of Companies</u>	3,03,90,649	3,90,58,665	4,73,77,901
<u>Unquoted:</u>			
<u>i) In Units of Mutual Funds:</u>	38,26,130	49,07,181	1,45,84,676
	3,42,16,779	4,39,65,846	6,19,62,577
	3,56,02,932	4,51,19,499	6,36,16,230
Less: Provision for Diminution in value of Investments	-	-	-
	3,56,02,932	4,51,19,499	6,36,16,230
<i>Aggregate amount of Quoted Investments and market value thereof</i>	3,06,46,998	3,93,15,015	4,76,34,251
<i>Aggregate amount of Unquoted Investments</i>	49,55,933	58,04,484	1,59,81,979

Notes to Financial Statements (Contd.)



Notes to Financial Statements (Contd.)

	As at 31.03.2020 ₹	As at 31.03.2019 ₹	As at 01.04.2018 ₹
4.5 OTHER FINANCIAL ASSETS			
Security Deposit	-	-	-
Other Receivable	1,41,690	10,500	3,12,021
	1,41,690	10,500	3,12,021
5 NON - FINANCIAL ASSETS			
5.1 CURRENT TAX ASSETS (NET)			
Taxation Advance & Refundables (Net of Provisions)	1,18,801	15,38,489	18,80,422
	1,18,801	15,38,489	18,80,422
5.3 OTHER NON-FINANCIAL ASSETS			
Prepaid Expenses	-	-	-
Other Advances	3,54,000	4,720	-
	3,54,000	4,720	-
6 FINANCIAL LIABILITIES			
6.1 DEPOSITS			
Security Deposits	-	-	-
6.2 OTHER FINANCIAL LIABILITIES			
Other Payable	1,49,310	2,76,406	40,73,830
7 NON-FINANCIAL LIABILITIES			
7.1 PROVISIONS			
Contingent provision against Standard Assets	30,257	32,891	1,52,825
Provision for Employee Benefits- Gratuity	4,26,346	3,82,212	3,18,462
	4,56,603	4,15,103	4,71,287
7.2 DEFERRED TAX LIABILITIES (NET)			
Deferred Tax Asset/(Liability) relating to:			
- Depreciation on Property, Plant and Equipment	-	-	-
- Financial Instruments measured at Fair Value	50,87,273	70,72,495	84,93,852
- Unabsorbed Losses	(20,11,210)	(21,53,992)	(21,33,281)
- Employee Benefit	(1,10,850)	(99,375)	(82,004)
	29,65,213	48,19,128	62,78,567
7.3 OTHER NON-FINANCIAL LIABILITIES			
Statutory Dues	11,920	14,880	23,247
9 REVENUE FROM OPERATIONS		2019-2020	2018-2019
		₹	₹
Interest Income			
<u>On financial assets measured at amortised cost</u>			
On Loans		8,82,904	59,392
On Fixed Deposits		-	-
		8,82,904	59,392
10 OTHER INCOME			
10.1 Others			
<u>Interest:</u>			
On Security Deposits		1,45,731	-
On Income Tax Refund		-	-
		1,45,731	-



Notes to Financial Statements (Contd.)

11 EXPENSES

11.1 NET LOSS ON FAIR VALUE CHANGES
- On Quoted Equity Shares & Mutual Funds

97,49,068 80,30,992

11.2 EMPLOYEE BENEFITS EXPENSE

Salary, Bonus and other allowances
Staff Welfare Expenses

9,82,064 19,04,847
2,674 -
9,84,738 19,04,847

11.3 OTHER EXPENSES

Rates and Taxes
Filing Fees
Legal & Professional Charges
Establishment Charges
Insurance Premium
Service Charges
Travelling & Conveyance
Printing & Stationery
Auditors' Remuneration:
For Statutory Audit
For Other Services
Listing Fees
Advertisement Expenses
Membership Subscription
Postage & Telephone Exp
Assets Written off
Miscellaneous expenses

4,700 4,866
33,200 6,98,460
1,62,900 1,22,898
36,000 36,000
- 46,604
- 2,72,712
6,091 2,24,252
2,641 -
16,500 40,000
- -
68,249 -
53,100 17,700
13,516 -
- 5,00,000
1,09,466 30,531
5,06,363 19,94,023

12 TAX EXPENSES

a) Current Tax

Provision For Income Tax
Income Tax Adjustments

- 4,47,472
6,84,641 -
6,84,641 4,47,472

b) Deferred Tax

Deferred Tax Adjustments

(18,97,462) (14,55,344)



5.2 PROPERTY, PLANT & EQUIPMENT

PARTICULARS	GROSS BLOCK				DEPRECIATION				NET BLOCK				
	As at 01.04.2018	Addition/ (Deletion)	As at 31.03.2019	As at 31.03.2020	Upto 01.04.2018	For the Year	Upto 31.03.2019	For the Year	Upto 31.03.2020	For the Year	Upto 31.03.2020	As at 31.03.2019	As at 01.04.2018
	₹	₹	₹	₹	₹	₹	₹	₹	₹	₹	₹	₹	₹
TANGIBLE													
Leasehold Premises	-	-	-	-	-	-	-	-	-	-	-	-	-
Air Conditioner	-	-	-	-	-	-	-	-	-	-	-	-	-
Furniture & Fixtures	-	-	-	-	-	-	-	-	-	-	-	-	-
Office Equipments	-	-	-	-	-	-	-	-	-	-	-	-	-
Computer- Hardware	-	-	-	-	-	-	-	-	-	-	-	-	-
Total	-	-	-	-	-	-	-	-	-	-	-	-	-
Previous Year Figures	-	-	-	-	-	-	-	-	-	-	-	-	-

TOWER INVESTMENT & TRADING CO. LTD.

Whole-Time Director
DIN: 01200281

TOWER INVESTMENT & TRADING CO. LTD.

TOWER INVESTMENT & TRADING CO. LTD.

G. K. Jain
Chief Financial Officer

TOWER INVESTMENT & TRADING CO. LTD.

Vandha Jain
Company Secretary



Director

DIN 07719774

TOWER INVESTMENT & TRADING CO. LTD.

Director

DIN 00849772

TOWER INVESTMENT & TRADING COMPANY LIMITED

Notes to Financial Statements (Contd.)

	AS AT 31.03.2020 ₹	AS AT 31.03.2019 ₹	AS AT 01.04.2018 ₹
8 EQUITY			
8.1 EQUITY SHARE CAPITAL			
<u>Authorised:</u>			
10,00,000 Equity shares of ₹10/- each	1,00,00,000	1,00,00,000	1,00,00,000
<u>Issued, Subscribed and Paid up:</u>			
4,12,130 Equity shares of ₹10/- each fully paid up	41,21,300	41,21,300	41,21,300

a) Details of shareholders holding more than 5% of the Equity Shares in the company:

Name of Shareholder	As at 31.03.2020		As at 31.03.2019		As at 01.04.2018	
	Nos.	% holding	Nos.	% holding	Nos.	% holding
Shaurya Veer Himatsinghka	63,092	15.31%	63,092	15.31%	63,092	15.31%
Burlington Investments Private Limited	30,570	7.42%	30,570	7.42%	30,570	7.42%
Khatu Investment & Trading Co. Ltd.	64,138	15.56%	64,138	15.56%	64,138	15.56%
New Look Investment Bengal Limited	74,104	17.98%	74,104	17.98%	74,104	17.98%
Mr. Rakesh Kumar Shaurya Veer	23,800	5.77%	23,800	5.77%	23,800	5.77%
Gaurav Himatsinghka & Dipak Kr Himatsinghka	31,376	7.61%	31,376	7.61%	31,376	7.61%

b) Term/Rights attached to Equity Shares:

The company has only one class of equity shares having a par value of ₹10/- per share. Each holder of equity shares is entitled to one vote per share. The Company declares and pays Dividend in Indian Rupees. The dividend proposed by the Board of Directors is subject to the approval of the shareholders in the ensuing Annual General Meeting.

In the event of liquidation of the company, the holders of equity shares will be entitled to receive remaining assets of the company, after distribution of all preferential amounts. The distribution will be in proportion to the number of equity shares held by the shareholders.

	AS AT 31.03.2020 ₹	AS AT 31.03.2019 ₹	AS AT 01.04.2018 ₹
8.2 OTHER EQUITY			
a) Reserve Fund- (As per RBI Guidelines)			
Balance as per last Account	9,55,405	5,29,365	5,29,365
Add: Transfer from Statement of Profit & loss	-	4,26,040	-
	<u>9,55,405</u>	<u>9,55,405</u>	<u>5,29,365</u>
b) Capital Reserve			
Balance as per last Account	1,90,25,146	1,90,25,146	1,90,25,146
Add: Transfer from Statement of Profit & loss	-	-	-
	<u>1,90,25,146</u>	<u>1,90,25,146</u>	<u>1,90,25,146</u>
c) Retained Earnings			
General Reserve	-	-	-
Surplus/(Deficit) in the Statement of Profit and Loss			
Balance as per last Account	3,07,76,347	3,57,96,263	3,57,96,263
Add: Profit/(Loss) for the year	(83,29,934)	(47,13,810)	-
Add: Transfer from Equity Investment Reserve upon realisation	-	-	-
Less: Transfer to Reserve Fund	-	(4,26,040)	-
Less: Transfer to Contingent Provision against Standard Assets	2,634	1,19,934	-
	<u>2,24,49,047</u>	<u>3,07,76,347</u>	<u>3,57,96,263</u>
Total Retained Earnings	<u>4,24,29,598</u>	<u>5,07,56,898</u>	<u>5,53,50,774</u>
c) Equity Investment Reserve			
As per last Account	5,18,712	5,14,616	-
Changes in fair value of equity instruments	1,88,953	4,096	5,14,616
Less: Transfer to Retained Earnings upon realisation	-	-	-
	<u>7,07,665</u>	<u>5,18,712</u>	<u>5,14,616</u>
TOTAL	<u>4,31,37,263</u>	<u>5,12,75,610</u>	<u>5,58,65,390</u>

Nature of Reserves:

Reserve Fund- (As per RBI guidelines)

Reserve Fund represents a statutory provisions created as per the RBI guidelines applicable for NBFC Companies.

Equity Investment Reserve

This reserve represents the cumulative gains and losses arising on the revaluation of equity & other financial instruments measured at fair value through other comprehensive income, net off amounts reclassified to retained earnings when those assets have been disposed off.



STATEMENT OF CHANGES IN EQUITY FOR THE YEAR ENDED 31ST MARCH, 2020

Particulars	Notes	Equity Share Capital		As at 31st March, 2020
		As at 1st April 2018	Changes during 2018-2019	
Authorized				
10,00,000 Equity shares of ₹10/- each	8.1	₹ 1,00,00,000	₹ 1,00,00,000	₹ 1,00,00,000
Issued, subscribed and paid up				
4,12,130 Equity shares of ₹10/- each fully paid up		41,21,300		41,21,300

Other Equity

Particulars	Notes	Reserves & Surplus			Statutory Reserve	Equity Investment Reserve (upon fair value through other comprehensive income)	Total
		General Reserve	Retained Earnings	Capital Reserve			
		Surplus/(Deficit) in the statement of Profit and Loss					
Balance as at 31.03.2018							
Deferred Tax Adjustments			(30,15,897)				₹ 1,65,38,614
Fair Value Through PL account			(62,59,781)				(62,59,781)
Provision for Gratuity			4,53,90,403				4,53,90,403
Other comprehensive income for the year			(3,18,462)				(3,18,462)
Balance as at 01.04.2018			₹ 3,57,96,263	1,90,25,146		5,14,616	5,14,616
Profit for the year			(47,13,810)				5,58,65,390
Transfer to statutory Reserve			(4,26,040)				(47,13,810)
Transfer from Equity Investment Reserve to Profit & Loss upon realisation							
Transfer to Contingent Provision against Standard Assets							
Other comprehensive income for the year			1,19,934				
Total comprehensive income for the year			(50,19,916)			4,096	1,19,934
Balance as at 31.03.2019			₹ 3,07,76,347	1,90,25,146		4,096	(45,89,780)
Profit for the year			(83,29,934)				5,12,75,610
Transfer from Equity Investment Reserve to Profit & Loss upon realisation							
Transfer to Contingent Provision against Standard Assets							
Other comprehensive income for the year			2,634				
Total comprehensive income for the year			(83,27,300)			1,88,953	1,88,953
Balance as at 31.03.2020			₹ 2,24,49,047	1,90,25,146		7,07,665	(81,39,347)

TOWER INVESTMENT & TRADING CO. LTD.

TOWER INVESTMENT & TRADING CO. LTD.

S. K. Das
Chief Financial Officer


TOWER INVESTMENT & TRADING CO. LTD.

Whole-Time Director
DIN: 012000281

TOWER INVESTMENT & TRADING CO. LTD.

Ratul Acharya
Director
DIN 07719740

Company Secretary



Director
DIN 00899772

TOWER INVESTMENT & TRADING COMPANY LIMITED

Notes to Financial Statements (Contd.)

(i) The major components of tax expense for the years ended 31 March 2020 and 31 March 2019 are:

	<u>2019 - 2020</u>	<u>2018 - 2019</u>
Current Tax:		
Current tax expenses for current year	-	4,47,472
Current tax expenses pertaining to prior periods	6,84,641	-
	<u>6,84,641</u>	<u>4,47,472</u>
Deferred tax obligations	(18,97,462)	(14,55,344)
Total tax expense reported in the statement of profit or loss	<u>(12,12,821)</u>	<u>(10,07,872)</u>

(ii) The reconciliation of estimated income tax expense at statutory income tax rate to income tax expenses reported in statement of profit and loss is as follows:


	<u>2019 - 2020</u>	<u>2018 - 2019</u>
Profit before income taxes	(95,42,755)	(97,09,630)
At statutory income tax rate	26.00%	26.00%
Expected Income Tax expenses	-	4,47,472
Tax expenses pertaining to prior periods	6,84,641	-
Total Income Tax expenses	<u>6,84,641</u>	<u>4,47,472</u>

(iii) Significant components of net deferred tax assets and liabilities for the year ended on 31st March, 2020 is as follows:

	Opening Balance	Recognised/ reversed through Profit and Loss	Recognised/ reversed in other comprehensive income	Closing Balance
Deferred Tax Assets/Liabilities in relation to:				
- Depreciation on Property, Plant and Equipment	-	-	-	-
- Financial Instruments measured at Fair Value	70,72,495	-	(19,85,222)	50,87,273
- Unabsorbed Losses	(21,53,992)	1,42,782	-	(20,11,210)
Net Deferred Tax Assets/(Liabilities)	<u>49,18,503</u>	<u>1,42,782</u>	<u>(19,85,222)</u>	<u>30,76,063</u>

Significant components of net deferred tax assets and liabilities for the year ended on 31st March, 2019 is as follows:

	Opening Balance	Recognised/ reversed through Profit and Loss	Recognised/ reversed in other comprehensive income	Closing Balance
Deferred Tax Assets/Liabilities in relation to:				
- Depreciation on Property, Plant and Equipment	-	-	-	-
- Financial Instruments measured at Fair Value	84,93,852	-	(14,21,357)	70,72,495
- Unabsorbed Losses	(21,33,281)	(20,711)	-	(21,53,992)
Net Deferred Tax Assets/(Liabilities)	<u>63,60,571</u>	<u>(20,711)</u>	<u>(14,21,357)</u>	<u>49,18,503</u>



TOWER INVESTMENT & TRADING COMPANY LIMITED

Notes to Financial Statements (Contd.)

13 EARNINGS PER SHARE

The earning per share has been calculated as specified in Ind-AS-33 on "Earnings Per Share" prescribed by Companies (Accounting Standards) Rules, 2015 and related disclosures are as below:

For Calculating Basic & Diluted earnings per share

	2019-2020	2018-2019
a) Profits attributable to Equity holders of the Company	(83,29,934)	(47,09,714)
b) Weighted Average number of equity shares used as a denominator in calculating EPS (Nos.)	412130	412130
c) Basic & Diluted EPS (a/b)	(20.21)	(11.43)

14 FINANCIAL INSTRUMENTS

14.1 Financial Instruments by category

The carrying value of financial instruments by categories as on 31st-March, 2020 are as follows:

(₹ in Lacs)

Particulars	Note Reference	Fair Value through Profit & Loss	Fair Value through OCI	Amortised Cost	Total carrying value	Total Fair Value
Financial Assets						
Cash & Cash Equivalents	4.1	-	-	21.76	21.76	21.76
Trade Receivables	4.2.1	-	-	-	-	-
Other Receivables	4.2.2	-	-	3.45	3.45	3.45
Loans	4.3	-	-	121.03	121.03	121.03
Investments						
- Equity Instruments	4.4	342.17	10.38	3.48	356.03	356.03
Other financial assets	4.5	-	-	1.42	1.42	1.42
Total Financial Assets		342.17	10.38	151.14	503.69	503.69
Financial Liabilities						
Deposits	6.1	-	-	-	-	-
Other financial liabilities	6.2	-	-	1.49	1.49	1.49
Total Financial Liabilities		-	-	1.49	1.49	1.49

The carrying value of financial instruments by categories as on 31st March, 2019 are as follows:


(₹ in Lacs)

Particulars	Note Reference	Fair Value through Profit & Loss	Fair Value through OCI	Amortised Cost	Total carrying value	Total Fair Value
Financial Assets						
Cash & Cash Equivalents	4.1	-	-	10.93	10.93	10.93
Other Receivables	4.2.2	-	-	0.54	0.54	0.54
Loans	4.3	-	-	131.03	131.03	131.03
Investments						
- Equity Instruments	4.4	439.66	8.06	3.48	451.19	451.19
Other financial assets	4.5	-	-	0.11	0.11	0.11
Total Financial Assets		439.66	8.06	146.08	593.79	593.79
Financial Liabilities						
Deposits	6.1	-	-	-	-	-
Other financial liabilities	6.2	-	-	2.76	2.76	2.76
Total Financial Liabilities		-	-	2.76	2.76	2.76

The carrying value of financial instruments by categories as on 1st April, 2018 are as follows:

(₹ in Lacs)

Particulars	Note Reference	Fair Value through Profit & Loss	Fair Value through OCI	Amortised Cost	Total carrying value	Total Fair Value
Financial Assets						
Cash & Cash Equivalents	4.1	-	-	36.49	36.49	36.49
Other Receivables	4.2.2	-	-	11.73	11.73	11.73
Loans	4.3	-	-	2.03	2.03	2.03
Investments						
- Equity Instruments	4.4	619.63	13.06	3.48	636.16	636.16
Other financial assets	4.5	-	-	3.12	3.12	3.12
Total Financial Assets		619.63	13.06	56.85	689.53	689.53
Financial Liabilities						
Deposits	6.1	-	-	-	-	-
Other financial liabilities	6.2	-	-	40.74	40.74	40.74
Total Financial Liabilities		-	-	40.74	40.74	40.74



TOWER INVESTMENT & TRADING COMPANY LIMITED

Notes to Financial Statements (Contd.)

Management estimations and assumptions

a) The management assessed that cash and cash equivalents and other current liabilities approximate their carrying amounts largely due to the short-term maturities of these instruments.

b) The fair value of the financial assets and liabilities is included at the amount at which the instrument could be exchanged in a current transaction between willing parties, other than in a forced or liquidation sale. The following methods and assumptions were used to estimate the fair values:

(i) The fair values of the quoted shares are based on price quotations at the reporting date.

(ii) The fair values of the unquoted equity shares have been determined based on certifications from valuers who have used Net Asset Value approach for determining the fair values.

14.2 Fair value hierarchy

The following table presents the fair value hierarchy of assets and liabilities measured at fair value on a recurring basis :

(₹ in Lacs)

Particulars	Note Reference	Fair value measurement at end of the reporting period/year using			Total
		Level 1	Level 2	Level 3	
As on 31st March, 2020					
<u>Financial Assets</u>					
Equity & Other Instruments	4.4	306.47	38.26	11.30	356.03
As on 31st March, 2019					
<u>Financial Assets</u>					
Equity & Other Instruments	4.4	393.15	49.07	8.97	451.19
As on 1st April, 2018					
<u>Financial Assets</u>					
Equity & Other Instruments	4.4	476.34	145.85	13.97	636.16

Level 1: Quoted Prices in active markets for identical assets or liabilities

Level 2 : Inputs other than quoted prices included within Level 1 that are observable for the asset or liability, either directly (i.e. as prices) or indirectly (i.e. derived from prices).

Level 3: Inputs for the assets or liabilities that are not based on observable market data (unobservable inputs).

The company's policy is to recognize transfers into and the transfers out of fair value hierarchy levels as at the end of the reporting period. There are no transfers between level 1 and level 2 during the end of the reported periods.

14.3 Financial Risk Management

The Company's activities expose it to various financial risks: market risk, credit risk and liquidity risk. The company tries to foresee the unpredictable nature of financial markets and seek to minimise potential adverse impact on its financial performance. The senior management of the company oversees the management of these risks. The Audit Committee has additional oversight in the area of financial risks and controls. It is the Company's policy that no trading in securities for speculative purposes may be undertaken.



Notes to Financial Statements (Contd.)

15 RELATED PARTY TRANSACTIONS

Related parties and transactions with them as specified in the Ind-AS 24 on "Related Parties Disclosures" prescribed under Companies (Accounting Standards) Rules, 2015 has been identified and given below on the basis of information available with the company and the same has been relied upon by the auditors.

a) **Related Parties**

Particulars

(i) **Enterprises where control exists**
Saket Cement Products Private Limited

Relationship
Subsidiary Company

(ii) **Associates & Joint Ventures**
Khatu Investments & Trading Co. Limited

Relationship
Associate Company

(iii) **Individual owning an interest in the voting power of the company and their relatives**

(iv) **Key Management Personnel and their relatives**

Swarup Kumar Maity
Goutam Kumar Das
Varsha Jain

Relationship
Whole Time Director
CFO
Company Secretary

(v) **Enterprises over which any person referred in (iii) or (iv) is able to exercise**

New Look Investment (Bengal) Ltd.



Nature of Transactions	For the year ended March 31, 2020		For the year ended March 31, 2019	
	Associates, Joint ventures and Enterprises over which Key Managerial Person and their relatives are able to exercise significant influence	Key Management Personnel and Individuals owning an interest in the voting power and their relatives	Associates, Joint ventures and Enterprises over which Key Managerial Person and their relatives are able to exercise significant influence	Key Management Personnel and Individuals owning an interest in the voting power and their relatives
	₹	₹	₹	₹
Expenses				
Salary, Bonus & Other allowances				
-Goutam Kumar Das	-	3,63,800	-	2,83,900
-Swarup Kumar Maity	-	2,71,260	-	-
-Varsha Jain	-	60,330	-	-
Balance at Year Beginning				
- Loan				
-Goutam Kumar Das	-	40,000	-	-
-Swarup Kumar Maity	-	-	-	-
-New Look Investment (Bengal) Ltd.	-	-	-	50,000
Amount Paid During the Year				
- Loan				
-Goutam Kumar Das	-	30,000	-	40,000
-Swarup Kumar Maity	-	25,000	-	-
-Interest paid	-	-	-	-
-New Look Investment (Bengal) Ltd.	-	-	-	3,995
Amount Repaid During the Year				
- Loan				
-Goutam Kumar Das	-	40,000	-	-
-Swarup Kumar Maity	-	-	-	-
-New Look Investment (Bengal) Ltd.	-	-	-	50,000
Balance at Year End				
Amount Receivable				
- Loan				
-Goutam Kumar Das	-	30,000	-	40,000
-Swarup Kumar Maity	-	25,000	-	-
Balance at Year End				
Amount Payable				
Salary, Bonus & Other allowances				
-Goutam Kumar Das	-	30,400	-	30,400
-Swarup Kumar Maity	-	24,660	-	-
-Varsha Jain	-	20,000	-	-



Notes to Financial Statements (Contd.)

- 16 Particulars as required in terms of Paragraph 13 of Non Banking Financial (Non - Deposit Accepting or Holding) Companies Prudential Norms (Reserve Bank) Directions, 2007 is as per annexure.
- 17 On the basis of physical verification of assets, as specified in Ind-AS - 36 and cash generation capacity of these assets, in the management's perception, there is no impairment of such assets as appearing in the balance sheet as on 31.03.2020.
- 18 a) Previous year figures above are given in brackets
b) Previous year figure have been regrouped rearranged, wherever found necessary

Signature to Note "1 to 19"

For D. Basu & Co.
Chartered Accountants

TOWER INVESTMENT & TRADING CO. LTD.

Ashis Ranjan Maitra
(ASHIS RANJAN MAITRA)
Partner
Membership No. 056520
Place : Kolkata
Date : 30Th July 2020



[Signature]
Whole-Time Director
DIN:01200281

TOWER INVESTMENT & TRADING CO. LTD.

G. K. Das
Chief Financial Officer

TOWER INVESTMENT & TRADING CO. LTD.

Pratul Gupta

Director
DIN 07719740

TOWER INVESTMENT & TRADING CO. LTD.

Varsha Jain
Company Secretary

TOWER INVESTMENT & TRADING CO. LTD.

[Signature]
Director
DIN:00849772

Particulars as required in terms of Para 13 of Non Banking Financial (Non-Deposit Accepting or holding) Companies & Prudential Norm (Reserve Bank) Directions, 2007:

LIABILITIES SIDE

Loans and advances availed by the NBFC inclusive of interest accrued thereon but not paid
 - From Directors
 - Inter corporate loans and borrowings

Amt. Outstanding Amt. Overdue

ASSETS SIDE

01. Break up of Loans and advances including bills receivable [Other than those included in (2) below]

- (a) Secured
- (b) Unsecured

Amt. Outstanding

1,29,43,398
 1,29,43,398

02. Break up of Leased Assets and Stock on hire and hypothecation loans counting towards ELJHP activities

03. Break up of Investments

- Current Investments(*)
- Immovable Property
- Long Term Investments
- Equity Shares (Quoted)
- Equity Shares (Unquoted)
- Preference Shares (Unquoted)
- Units of Mutual Funds (Unquoted)

3,06,46,998
 11,29,803
 38,26,130
 3,56,02,932

Total

(*) Includes Stock-in-Trade

04. Borrower group wise classification of all leased assets, stock-on-hire and loans and advances : (All unsecured, net of provisions)

- 1. Related parties
 - a) Subsidiaries
 - b) Companies in the same group
 - c) Other related parties
- 2. Other than related parties

1,41,690
 1,28,01,708
 1,29,43,398

Total

05. Investor group wise classification of all investments (current and long term) in shares and securities (both quoted and unquoted)

- 1. Related parties
 - a) Subsidiaries
 - b) Companies in the same group
 - c) Other related parties
- 2. Other than related parties

* Market Value/Break Up/Fair Value or NAV	Book Value (Net of Provisions)
91,803	91,803
2,56,350	2,56,350
3,52,54,779	3,52,54,779
3,56,02,932	3,55,11,129

Total

* Break up value of shares of unquoted companies, being not available in all cases have been considered at Book Value.

06. Other information

- 1. Gross Non Performing Assets
- 2. Net Non Performing Assets
- 3. Assets acquired in satisfaction of debt

Amount (₹)

For D. Basu & Co.
 Chartered Accountants



Ashis Ranjan Maitra

(ASHIS RANJAN MAITRA)
 Partner
 Membership No. 056520
 Place : Kolkata
 Date : 30th July 2020

TOWER INVESTMENT & TRADING CO. LTD.

G. K. Das
 Chief Financial Officer
 TOWER INVESTMENT & TRADING CO. LTD.

Vardha Jain
 Company Secretary

TOWER INVESTMENT & TRADING CO. LTD.

Sudh
 Whole-Time Director
 DIN: 01200281

TOWER INVESTMENT & TRADING CO. LTD.

Pratibha Gupta

Director
 DIN 07719740

TOWER INVESTMENT & TRADING CO. LTD.

Pratibha Gupta

Director
 DIN 00849772

TOWER INVESTMENT & TRADING COMPANY LIMITED

CIN: L67120WB1981PLC033500


Registered Office :

"Temple Chambers" 6, Old Post Office Street, 4th Floor, Kolkata-700 001

Note: 19

NOTES FORMING PART OF THE FINANCIAL STATEMENTS

Investment	F.V.	31st March, 2020		31st March, 2019		01st April 2018	
		No. of Units	Amount (₹)	No. of Units	Amount (₹)	No. of Units	Amount (₹)
A Investments in Associate - FVOCI							
1 Khatu Investment & Trading Co. Ltd	10/-	45,600	2,56,350	45,600	2,56,350	45,600	2,56,350
		45,600	2,56,350	45,600	2,56,350	45,600	2,56,350
B Investments in Subsidiary - Valued at FVOCI							
1 Saket Cement Products Pvt. Ltd.	10/-	30,599	91,803	30,599	91,803	30,599	91,803
		30,599	91,803	30,599	91,803	30,599	91,803
C Unquoted Equity Shares - Valued at FVOCI							
Sl. No. Name of the Company	F.V.	No. of Units	Amount (₹)	No. of Units	Amount (₹)	No. of Units	Amount (₹)
1 EAP Industries Ltd.	10/-	1,500	15,000	1,500	15,000	1,500	15,000
		1,500	15,000	1,500	15,000	1,500	15,000
Unquoted Equity Shares - Transferred through FVOCI							
1 Burlington Investments Pvt. Ltd.	10/-	46,500	10,23,000.00	46,500	7,90,500	46,500	7,90,500
2 Saughi Hire Purchase Ltd.	10/-	-	-	-	-	-	5,00,000
		46,500	10,23,000.00	46,500	7,90,500	46,500	12,90,500
D Quoted Securities - Valued at FVTPL							
Sl. No. Name of the Securities	F.V.	No. of Units	Amount (₹)	No. of Units	Amount (₹)	No. of Units	Amount (₹)
1 Amines & Plasticizers Ltd.	2/-	1,25,125	25,02,500	1,25,125	41,60,406	1,25,125	72,32,225
2 Amines & Plasticizers Ltd. (Bonus)	2/-	1,25,125	25,02,500	1,25,125	41,60,406	1,25,125	72,32,225
3 Grasim Industries Ltd.	2/-	14,805	70,38,297	14,805	1,27,05,651	14,805	1,56,13,353
4 Hindustan Unilever Ltd.	1/-	5,000	1,14,90,750	5,000	85,39,000	5,000	66,79,750
5 Ultratech Cement Limited	10/-	1,692	55,06,191	1,692	67,66,393	1,692	66,79,762
6 Aditya Birla Capital limited	10/-	20,727	8,74,679	20,727	20,23,992	20,727	30,23,033
7 Graphite India Ltd.	2/-	700	88,970	700	3,12,795	700	5,08,515
8 Rain Industries Ltd. (Bonus)	2/-	70	3,913	70	7,175	70	26,191
9 Herdilia Chemicals	-	150	6,608	150	6,608	150	6,608
10 Bharat Commerce Industries Ltd.	-	964	27,142	964	27,142	964	27,142
11 Haryana Steel & Alloys Ltd.	-	1,550	37,215	1,550	37,215	1,550	37,215
12 Indian Organic & Chem. Ltd.	-	300	5,545	300	5,545	300	5,545
13 Baroda Rayon Corporation Ltd	10/-	100	22,204	100	22,204	100	22,204
14 Bihar Alloys Steel Limited	-	100	510	100	510	100	510
15 J.J. Finance Limited	-	100	1,000	100	1,000	100	1,000
16 Modern Metals Ltd	-	500	12,625	500	12,625	500	12,625
			3,01,20,649		3,87,88,665		4,71,07,901
Quoted Equity Shares - Valued at FVOCI							
1 New Look Investment(Bengal) Ltd	10/-	38,150	2,70,000	38,150	2,70,000	38,150	2,70,000
		38,150	2,70,000	38,150	2,70,000	38,150	2,70,000
E Investments in Mutual Funds - Valued at FVTPL							
1 Hdfc Hybrid Equity Fund	-	-	38,26,130	-	49,07,181	-	-
2 HDFC Cash Management Fund	-	-	-	-	-	2,73,643	1,00,05,469
3 HDFC Balance Fund	-	-	-	-	-	31,407	45,79,207
			38,26,130		49,07,181		1,45,84,676



Calculation of Deffered Tax

On Comprehensive Transferred through OCI :-

Opening Balance as on 01.04.2019	14,690	DTA
Addition during the year	43,547	DTL
Deletion during the year	-	DTA
Closing Balance as on 31.3.20	<u>58,237</u>	DTL

On Fair Value Transferred through PL :-

Opening Balance as on 01.04.2019	70,57,806	DTA
Addition during the year	(20,28,770)	DTA
Deletion during the year	-	DTL
Closing Balance as on 31.3.20	<u>50,29,037</u>	DTA

Total (DTA)/DTL on F.V. Changes 50,87,274 DTL

On Losses Carried Forward:-

Opening Balance as on 01.04.2019	21,53,992	DTA
Addition during the year	(1,42,782)	DTA
Deletion during the year	-	DTL
Closing Balance as on 31.3.20	<u>20,11,210</u>	DTA

NET (DTA)/DTL for the year (30,76,064)

Losses Carried Forward:-

Opening Balance as on 01.04.2019	82,84,586
Addition during the year	(5,49,163)
Deletion during the year	
Closing Balance as on 31.3.20	77,35,423
	20,11,210

Provision For Grauity

Details List

Other Receivables			
Aarutresh Industries Pvt. Ltd.	-	-	8,10,000
	-	-	<u>8,10,000</u>

Interest Accrued & Due			
New Age Petrocoke Private Limited	48,822	42,315	-
Upper Assam Petrocoke Pvt. Ltd.	-	-	97,767
Anilu Himastropika	-	-	80,877
New Look Investment & Trading Co. Ltd.	-	3,995	-
Aarutresh Industries Pvt. Ltd.	2,96,186	7,345	1,84,315
	<u>3,45,008</u>	<u>53,855</u>	<u>3,62,939</u>

LOANS			
- To a Related Party			
New Look Investment & Trading Co. Ltd.	-	-	50,000
	-	-	<u>50,000</u>

- To Others			
Aarutresh Industries Pvt. Ltd	1,10,00,000	1,20,00,000	-
New Age Petrocoke Pvt. Ltd	10,00,000	10,00,000	-
Pribhat Ch. Gocnka	1,02,700	1,02,700	1,52,700
	<u>1,21,02,700</u>	<u>1,31,02,700</u>	<u>1,52,700</u>

Other Receivable			
Expenses of Related Parties Paid by Us	86,690	10,500	3,13,021
Goutam Kr Das	30,000	-	-
Swarnp Kr. Maity	25,000	-	-
	<u>1,41,690</u>	<u>10,500</u>	<u>3,13,021</u>

OTHER NON-FINANCIAL ASSETS

Advance To Creditors	3,54,000	4,720	-
	<u>3,54,000</u>	<u>4,720</u>	<u>-</u>

Provision for Gratuity	Year	March'20			Year	March'19			Year	March'18		
		Basic	Amount	D Tax		Basic	Amount	D Tax		Basic	Amount	D Tax
Mr. Goutam Kumar Das From 1.4.1994 to 31.03.20	26	26500	3,97,500	-1,03,350	25	26500	3,82,212	-99,375	24	23000	3,18,462	-82,004
Ms. Khushboo Kanodia From 1.4.2015 to 31.03.20	3	10000	28,846	-7500								
			<u>4,26,346</u>	<u>-1,10,850</u>			<u>3,82,212</u>	<u>-99,375</u>			<u>3,18,462</u>	<u>-82,004</u>

OTHER FINANCIAL LIABILITIES

Other Payable			
Salary Payable	65,000	1,46,208	-
Other Payable	2,500	60,198	-
Audit Fee Payable	61,750	40,000	85,882
Dividend Payable	-	-	39,87,948
Expenses of Related Parties to be Paid by Us	-	30,600	-
	<u>1,49,310</u>	<u>2,76,406</u>	<u>40,73,830</u>

OTHER NON-FINANCIAL LIABILITIES

Statutory Dues	11,920	14,880	23,247
	<u>11,920</u>	<u>14,880</u>	<u>23,247</u>

D BASU & CO.

Chartered Accountants

FD - 148, SALT LAKE,

KOLKATA - 700106.

Independent Auditor's Report

To the Members of Tower Investment & Trading Company Limited .

Report on the Consolidated Financial Statements

Opinion

We have audited the accompanying consolidated financial statements of M/s. Tower Investment & Trading Company Limited . (hereinafter referred to as the 'Holding Company') and its subsidiaries and associates (Holding Company, its subsidiaries and associates together referred to as "the Group"), which comprises the consolidated Balance Sheet as at 31st March, 2020, the consolidated statement of Profit and Loss (including other comprehensive income), consolidated statement of changes in equity and statement of cash flows for the year then ended, and notes to the consolidated financial statements, including a summary of significant accounting policies and other explanatory information.

In our opinion and to the best of our information and according to the explanations given to us, the aforesaid consolidated financial statements give the information required by the Companies Act, 2013 ('Act') in the manner so required and give a true and fair view in conformity with the accounting principles generally accepted in India including Indian Accounting Standards ('Ind-AS') specified under Section 133 of the Act, of the state of affairs of the Company as at 31st March, 2020, and its consolidated loss (including other comprehensive income), its consolidated cash flows and the consolidated changes in equity for the year ended on that date.

Basis for Opinion

We conducted our audit in accordance with the Standards on Auditing (SAs) specified under section 143(10) of the Companies Act, 2013. Our responsibilities under those Standards are further described in the Auditor's Responsibilities for the Audit of the Financial Statements section of our report. We are independent of the Company in accordance with the Code of Ethics issued by the Institute of Chartered Accountants of India ('ICAI') together with the ethical requirements that are relevant to our audit of the financial statements under the provisions of the Companies Act, 2013 and the Rules thereunder, and we have fulfilled our other ethical responsibilities in accordance with these requirements and the Code of Ethics.


We believe that the audit evidence we have obtained is sufficient and appropriate to provide a basis for our opinion.

Information other than the Financial Statements and Auditor's Report thereon

The Holding Company's Board of Directors is responsible for the other information. The other information comprises the information included in the Annual Report, but does not include the financial statements and our auditor's report thereon.

Our opinion on the consolidated financial statements does not cover the other information and we do not express any form of assurance conclusion thereon.

In connection with our audit of the consolidated financial statements, our responsibility is to read the other information and, in doing so, consider whether the other information is materially inconsistent with the financial statements or our knowledge obtained in the audit or otherwise appears to be materially misstated. If, based on the work we have performed, we conclude that there is a material



D BASU & CO.

FD – 148, SALT LAKE,

KOLKATA – 700106.

Chartered Accountants

misstatement of this other information we are required to report that fact. We have nothing to report in this regard.

Responsibility of Management for the Consolidated Financial Statements

The Holding Company's Board of Directors is responsible for the preparation and presentation of these consolidated financial statements in term of the requirements of the Companies Act, 2013 ("the Act") that give a true and fair view of the consolidated financial position, consolidated financial performance and consolidated cash flows of the Group including its associate in accordance with the accounting principles generally accepted in India, including the Accounting Standards specified under section 133 of the Act. The respective Board of Directors of the companies included in the Group and its associate are responsible for maintenance of adequate accounting records in accordance with the provisions of the Act for safeguarding the assets of the Group and for preventing and detecting frauds and other irregularities; selection and application of appropriate accounting policies; making judgments and estimates that are reasonable and prudent; and the design, implementation and maintenance of adequate internal financial controls, that were operating effectively for ensuring accuracy and completeness of the accounting records, relevant to the preparation and presentation of the financial statements that give a true and fair view and are free from material misstatement, whether due to fraud or error, which have been used for the purpose of preparation of the consolidated financial statements by the Directors of the Holding Company, as aforesaid.

In preparing the consolidated financial statements, the respective Board of Directors of the companies included in the Group and its associate are responsible for assessing the ability of the Group and its associate to continue as a going concern, disclosing, as applicable, matters related to going concern and using the going concern basis of accounting unless the Board of Directors either intends to liquidate the Group or to cease operations, or has no realistic alternative but to do so.

The respective Board of Directors of the companies included in the Group and its associate are responsible for overseeing the financial reporting process of the Group and its associate.

Auditor's Responsibility for the Audit of the Consolidated Financial Statements

Our objectives are to obtain reasonable assurance about whether the consolidated financial statements as a whole are free from material misstatement, whether due to fraud or error, and to issue an auditor's report that includes our opinion. Reasonable assurance is a high level of assurance, but is not a guarantee that an audit conducted in accordance with SAs will always detect a material misstatement when it exists. Misstatements can arise from fraud or error and are considered material if, individually or in the aggregate, they could reasonably be expected to influence the economic decisions of users taken on the basis of these consolidated financial statements.

As part of an audit in accordance with SAs, we exercise professional judgment and maintain professional skepticism throughout the audit. We also:

- Identify and assess the risks of material misstatement of the consolidated financial statements, whether due to fraud or error, design and perform audit procedures responsive to those risks, and obtain audit evidence that is sufficient and appropriate to provide a basis for our opinion. The risk of not detecting a material misstatement resulting from fraud is higher than for one resulting from error, as fraud may involve collusion, forgery, intentional omissions, misrepresentations, or the override of internal control.
- Obtain an understanding of internal control relevant to the audit in order to design audit procedures that are appropriate in the circumstances. Under section 143(3)(i) of the Companies Act, 2013, we are also responsible for expressing our opinion on whether the company has adequate internal financial controls system in place and the operating effectiveness of such controls.



D BASU & CO.

Chartered Accountants

FD - 148, SALT LAKE,

KOLKATA - 700106.

- Evaluate the appropriateness of accounting policies used and the reasonableness of accounting estimates and related disclosures made by management.
- Conclude on the appropriateness of management's use of the going concern basis of accounting and, based on the audit evidence obtained, whether a material uncertainty exists related to events or conditions that may cast significant doubt on the ability of the Group and its associate to continue as a going concern. If we conclude that a material uncertainty exists, we are required to draw attention in our auditor's report to the related disclosures in the consolidated financial statements or, if such disclosures are inadequate, to modify our opinion. Our conclusions are based on the audit evidence obtained up to the date of our auditor's report. However, future events or conditions may cause the Group and its associate to cease to continue as a going concern.
- Evaluate the overall presentation, structure and content of the consolidated financial statements, including the disclosures, and whether the consolidated financial statements represent the underlying transactions and events in a manner that achieves fair presentation.
- Obtain sufficient appropriate audit evidence regarding the financial information of the entities or business activities within the Group and its associate to express an opinion on the consolidated financial statements. We are responsible for the direction, supervision and performance of the audit of the financial statements of such entities included in the consolidated financial statements of which we are the independent auditors. For the other entities included in the consolidated financial statements, which have been audited by other auditors, such other auditors remain responsible for the direction, supervision and performance of the audits carried out by them. We remain solely responsible for our audit opinion.

We communicate with those charged with governance of the Holding Company and such other entities included in the consolidated financial statements of which we are the independent auditors regarding, among other matters, the planned scope and timing of the audit and significant audit findings, including any significant deficiencies in internal control that we identify during our audit.

We also provide those charged with governance with a statement that we have complied with relevant ethical requirements regarding independence, and to communicate with them all relationships and other matters that may reasonably be thought to bear on our independence, and where applicable, related safeguards.

From the matters communicated with those charged with governance, we determine those matters that were of most significance in the audit of the consolidated financial statements of the current period and are therefore the key audit matters. We describe these matters in our auditor's report unless law or regulation precludes public disclosure about the matter or when, in extremely rare circumstances, we determine that a matter should not be communicated in our report because the adverse consequences of doing so would reasonably be expected to outweigh the public interest benefits of such communication.

Other Matter

The financial statements of subsidiaries and associates considered in this consolidated financial statement have been audited by other auditors, whose reports have been furnished by the management to us, and our opinion is based solely on the reports of the other auditors. However, our opinion is not qualified in respect of this matter.



D BASU & CO.

Chartered Accountants

FD – 148, SALT LAKE,

KOLKATA – 700106.

Report on Other Legal and Regulatory Requirements

As required by Section 143 (3) of the Act, we report that:

- (a) We have sought and obtained all the information and explanations which to the best of our knowledge and belief were necessary for the purposes of our audit.
- (b) in our opinion, proper books of account as required by law have been kept by the Company so far as it appears from our examination of those books;
- (c) the consolidated balance sheet, the consolidated statement of profit and loss, consolidated statement of changes in equity and the consolidated cash flow statement dealt with by this Report are in agreement with the books of account;
- (d) in our opinion, the aforesaid consolidated financial statements comply with the Accounting Standards specified under Section 133 of the Act, read with Rule 7 of the Companies (Accounts) Rules, 2014;
- (e) on the basis of the written representations received from the directors as on 31st March 2020 taken on record by the Board of Directors, none of the directors is disqualified as on 31st March 2020 from being appointed as a director in terms of Section 164 (2) of the Act;
- (f) With respect to the other matters to be included in the Auditor's Report in accordance with the requirements of section 197(16) of the Act, as amended:

In our opinion and to the best of our information and according to the explanations given to us, the remuneration, if any, paid by the company to its directors during the year is in accordance with the provisions of section 197 of the Act.

(g) with respect to the adequacy of the internal financial controls with reference to consolidated financial statements of the group and the operating effectiveness of such controls, refer to our separate report in "Annexure A"; and

(h) with respect to the other matters to be included in the Auditor's Report in accordance with Rule 11 of the Companies (Audit and Auditors) Rules, 2014, in our opinion and to the best of our information and according to the explanations given to us:

- i. the group does not have any pending litigations which would impact its financial position;
- ii. the group does not have any material foreseeable losses on long term contracts including derivative contracts which would impact its financial position;
- iii. there were no amounts which are required to be transferred to the Investor Education and Protection Fund by the group.

Place: Kolkata

Dated: 30th July, 2020

UDIN :- 20056520AAAABI8552



For D. Basu & Co.
Chartered Accountants
(Firm Registration No. 301111E)

Ashis Ranjan Maitra

(Ashis Ranjan Maitra)

PARTNER

Membership No. 056520

D BASU & CO.

FD - 148, SALT LAKE,

Chartered Accountants

KOLKATA - 700106.

Annexure - A to the Auditors' Report

Report on the Internal Financial Controls under Clause (i) of Sub-section 3 of Section 143 of the Companies Act, 2013 ("the Act")

We have audited the internal financial controls over financial reporting of Tower Investment & Trading Company Limited ("the Holding Company"), and its subsidiaries and associates (Holding Company and its subsidiaries and associates together referred to as "the Group") as of 31st March 2020 in conjunction with our audit of the financial statements of the Company for the year ended on that date.

Management's Responsibility for Internal Financial Controls

The Group's management is responsible for establishing and maintaining internal financial controls based on the internal control over financial reporting criteria established by the Group considering the essential components of internal control stated in the Guidance Note on Audit of Internal Financial Controls over Financial Reporting issued by the Institute of Chartered Accountants of India ("ICAI"). These responsibilities include the design, implementation and maintenance of adequate internal financial controls that were operating effectively for ensuring the orderly and efficient conduct of its business, including adherence to company's policies, the safeguarding of its assets, the prevention and detection of frauds and errors, the accuracy and completeness of the accounting records, and the timely preparation of reliable financial information, as required under the Companies Act, 2013.

Auditors' Responsibility

Our responsibility is to express an opinion on the Group's internal financial controls over financial reporting based on our audit. We conducted our audit in accordance with the Guidance Note on Audit of Internal Financial Controls over Financial Reporting (the "Guidance Note") and the Standards on Auditing, issued by ICAI and deemed to be prescribed under section 143(10) of the Companies Act, 2013, to the extent applicable to an audit of internal financial controls, both applicable to an audit of Internal Financial Controls and, both issued by the Institute of Chartered Accountants of India. Those Standards and the Guidance Note require that we comply with ethical requirements and plan and perform the audit to obtain reasonable assurance about whether adequate internal financial controls over financial reporting was established and maintained and if such controls operated effectively in all material respects.

Our audit involves performing procedures to obtain audit evidence about the adequacy of the internal financial controls system over financial reporting and their operating effectiveness. Our audit of internal financial controls over financial reporting included obtaining an understanding of internal financial controls over financial reporting, assessing the risk that a material weakness exists, and testing and evaluating the design and operating effectiveness of internal control based on the assessed risk. The procedures selected depend on the auditor's judgment, including the assessment of the risks of material misstatement of the financial statements, whether due to fraud or error.

We believe that the audit evidence we have obtained is sufficient and appropriate to provide a basis for our audit opinion on the Group's internal financial controls system over financial reporting.



D BASU & CO.

FD - 148, SALT LAKE,

KOLKATA - 700106.

Chartered Accountants

Meaning of Internal Financial Controls over Financial Reporting

The Group's internal financial control over financial reporting is a process designed to provide reasonable assurance regarding the reliability of financial reporting and the preparation of financial statements for external purposes in accordance with generally accepted accounting principles. The Group's internal financial control over financial reporting includes those policies and procedures that (1) pertain to the maintenance of records that, in reasonable detail, accurately and fairly reflect the transactions and dispositions of the assets of the Group; (2) provide reasonable assurance that transactions are recorded as necessary to permit preparation of financial statements in accordance with generally accepted accounting principles, and that receipts and expenditures of the Group are being made only in accordance with authorisations of management and directors of the Group; and (3) provide reasonable assurance regarding prevention or timely detection of unauthorised acquisition, use, or disposition of the company's assets that could have a material effect on the financial statements.

Inherent Limitations of Internal Financial Controls Over Financial Reporting

Because of the inherent limitations of internal financial controls over financial reporting, including the possibility of collusion or improper management override of controls, material misstatements due to error or fraud may occur and not be detected. Also, projections of any evaluation of the internal financial controls over financial reporting to future periods are subject to the risk that the internal financial control over financial reporting may become inadequate because of changes in conditions, or that the degree of compliance with the policies or procedures may deteriorate.


Opinion

In our opinion, the Group has, in all material respects, an adequate internal financial controls system over financial reporting and such internal financial controls over financial reporting were operating effectively as at 31st March 2020, based on the internal control over financial reporting criteria established by the Group considering the essential components of internal control stated in the Guidance Note on Audit of Internal Financial Controls Over Financial Reporting issued by the Institute of Chartered Accountants of India.

Place: Kolkata

Dated: 30th July, 2020

UDIN :- 20056520AAAABI8552



For D. Basu & Co.
Chartered Accountants
(Firm Registration No. 301111E)

Ashis Ranjan Maitra

(Ashis Ranjan Maitra)

PARTNER

Membership No. 056520

TOWER INVESTMENT & TRADING COMPANY LIMITED
CIN: L67120WB1981PLC033500

Registered Office :

'Temple Chambers' 6, Old Post Office Street, 4th Floor, Kolkata-700 001

Consolidated Statement of Assets and Liabilities as on 31st March 2020

Particulars	Note No.	As at 31.03.2020	As at 31.03.2019	As at 01.04.2018
ASSETS				
Financial Assets	4			
Cash and Cash Equivalents	4.1	23,83,911	14,21,020	38,44,803
Receivables	4.2			
- Trade Receivables	4.2.1	1,05,244	45,501	8,22,000
- Other Receivables	4.2.2	3,45,008	53,853	3,62,959
Loans	4.3	1,21,02,700	1,31,02,700	2,02,700
Investments	4.4	4,16,48,844	5,25,01,988	7,19,15,941
Other Financial Assets	4.5	1,61,690	30,500	3,32,021
		<u>5,67,47,397</u>	<u>6,71,55,562</u>	<u>7,74,80,424</u>
Non-Financial Assets	5			
Inventories				
Current Tax Assets (Net)	5.1	1,18,801	16,32,959	19,68,770
Investment Property	5.2	3,37,576	3,55,601	3,74,589
Property, Plant and Equipment	5.3	3,411	9,235	25,000
Other Non-Financial Assets	5.4	3,54,000	4,720	-
		<u>8,13,788</u>	<u>20,02,515</u>	<u>23,68,359</u>
Total Assets		<u><u>5,75,61,185</u></u>	<u><u>6,91,58,077</u></u>	<u><u>7,98,48,783</u></u>
LIABILITIES AND EQUITY				
Liabilities				
Financial Liabilities	6			
Deposits	6.1			
Other Financial Liabilities	6.2	2,24,750	3,67,890	40,94,431
		<u>2,24,750</u>	<u>3,67,890</u>	<u>40,94,431</u>
Non-Financial Liabilities	7			
Provisions	7.1	4,56,603	4,15,103	4,71,287
Deferred Tax Liabilities (Net)	7.2	24,75,505	45,85,624	62,23,885
Other Non-Financial Liabilities	7.3	11,920	14,880	23,247
		<u>29,44,028</u>	<u>50,15,607</u>	<u>67,18,419</u>
Equity	8			
Equity Share Capital	8.1	41,21,300	41,21,300	41,21,300
Other Equity	8.2	5,02,71,106	5,96,53,280	6,49,14,634
		<u>5,43,92,406</u>	<u>6,37,74,580</u>	<u>6,90,35,934</u>
Total Liabilities and Equity		<u><u>5,75,61,184</u></u>	<u><u>6,91,58,077</u></u>	<u><u>7,98,48,784</u></u>
Corporate Information & Significant Accounting Policies	1 & 2			
First Time adoption of Ind AS	3			
Accompanying notes to the financial statements	4 to 20			

The Notes referred to above form an integral part of the accounts.
 In terms of our report of even date attached herewith.

TOWER INVESTMENT & TRADING CO. LTD.

For D. Basu & Co.
 Chartered Accountants
 Firm Registration No. 301111E


Ashis Ranjan Maitra

(ASHIS RANJAN MAITRA)
 Partner

Membership No. 056520
 Place : Kolkata
 Date : 30th July 2020

TOWER INVESTMENT & TRADING CO. LTD.

G. K. Das
 Chief Financial Officer



TOWER INVESTMENT & TRADING CO. LTD.

Varsha Jain
 Company Secretary

TOWER INVESTMENT & TRADING CO. LTD.
 Director
 DIN: 07719740

Pratul Das
 Whole-Time Director
 DIN: 01200281
TOWER INVESTMENT & TRADING CO. LTD.

Pratul Das
 Director
 DIN: 00849772

TOWER INVESTMENT & TRADING COMPANY LIMITED
CIN: L67120WB1981PLC033500

Registered Office :

'Temple Chambers' 6, Old Post Office Street, 4th Floor, Kolkata-700 001

CONSOLIDATED STATEMENT OF PROFIT & LOSS FOR THE YEAR ENDED 31ST MARCH, 2020

Particulars	Notes	2019-2020	2018-2019
Revenue from Operations	9		
Interest on Loans		8,82,904	59,392
Profit on Sale of Investments (Net)		3,25,929	8,48,626
Dividend Income		4,05,271	4,09,896
Total Revenue from Operations		<u>16,14,104</u>	<u>13,17,914</u>
Other Income	10		
Service Charges		90,000	18,50,000
Others	10.1	1,46,696	50,832
		<u>2,36,696</u>	<u>19,00,832</u>
Total Income		<u>18,50,800</u>	<u>32,18,746</u>
Expenses	11		
Net loss on fair value changes	11.1	1,06,22,951	83,05,687
Employee Benefits Expenses	11.2	10,32,929	30,25,696
Depreciation and amortization expenses		23,849	34,753
Others expenses	11.3	12,00,837	24,02,031
Total Expenses		<u>1,28,80,566</u>	<u>1,37,68,167</u>
Profit Before Exceptional Items & Taxes		(1,10,29,766)	(1,05,49,421)
Add : Exceptional Items			
Unclaimed liability Written Back		-	39,87,948
Profit Before Tax		(1,10,29,766)	(65,61,473)
Tax Expense:	12		
a) Current Tax		-	4,47,472
b) Deferred Tax		(20,40,646)	(16,32,959)
c) Earlier year		6,84,641	-
		<u>(13,56,005)</u>	<u>(11,85,487)</u>
Profit/(Loss) for the Year		(96,73,761)	(53,75,986)
Share of Profit from Associates Company		(1,12,467)	(78,828)
Other Comprehensive Income			
Items that will not be reclassified to profit or loss			
- Changes in fair value of Equity & Other Financial Instruments		3,32,500	-
- Tax Expense relating to above item		(43,547)	(5,302)
Other Comprehensive Income for the Year		<u>2,88,953</u>	<u>(5,302)</u>
Total Comprehensive Income for the year (Profit+ Other Comprehensive Income)		<u>(94,97,275)</u>	<u>(54,60,116)</u>
Earnings Per Equity Share	13		
Basic & Diluted		(23.04)	(13.25)
Corporate Information & Significant Accounting Policies	1 & 2		
First Time adoption of Ind AS	3		
Accompanying notes to the financial statements	4 to 20		

The Notes referred to above form an integral part of the accounts.
 In terms of our report of even date attached herewith.

For D. Basu & Co.
 Chartered Accountants
 Firm Registration No. 301111E

Ashis Ranjan Mahtta

Partner
 Membership No. 056520
 Place : Kolkata
 Date : 30th July 2020



TOWER INVESTMENT & TRADING CO. LTD.

Varsha Jain

Company Secretary

TOWER INVESTMENT & TRADING CO. LTD.

G. K. Das

Chief Financial Officer

TOWER INVESTMENT & TRADING CO. LTD.

[Signature]
 Whole-Time Director

DIN: 01260281

TOWER INVESTMENT & TRADING CO. LTD.

[Signature]

Director

DIN: 00849772

TOWER INVESTMENT & TRADING CO. LTD.

[Signature]

DIN: 07719740

Director

TOWER INVESTMENT & TRADING COMPANY LIMITED
CONSOLIDATED CASH FLOW STATEMENT FOR THE YEAR ENDED 31ST MARCH, 2020

Particulars	Financial Year Ended, 2020	Financial Year Ended, 2019
A. Cash Flow from Operating Activities		
Profit Before Tax	(1,10,29,766)	(65,61,473)
Adjustments for:		
Exceptional Items	-	(39,87,948)
Provisions for Gratuity	44,134	63,750
Depreciation	23,849	34,753
Dividend Income	(4,05,271)	(4,09,896)
(Liabilities)/Assets Written Off	-	5,00,000
Profit on Sale of Investment	(3,25,929)	(8,48,626)
Net Change in Fair Market Value	1,06,22,951	83,05,687
Interest Received	(8,82,904)	(59,392)
Operating Profit Before Working Capital Changes	(19,52,936)	(29,63,145)
Movements in Working Capital :		
(Increase) / Decrease in Financial & Other Assets	(8,31,368)	13,82,406
Increase / (Decrease) in Financial & Other Liabilities/Provisions	(1,46,100)	(2,46,960)
Cash Generated from / (used in) Operations	(29,30,404)	(18,27,699)
Direct Taxes Paid (net of refunds)	8,29,517	(3,35,811)
Net Cash flow from / (used in) Operating Activities	(21,00,887)	(21,63,510)
B. Cash Flow from Investing Activities		
Sale Proceeds from Sale of Non- Current Investments	-	-
Sale Proceeds from Sale of Current Investments	1,37,75,604	3,42,68,289
Purchase of Non- Current Investments	(1,30,00,000)	(2,20,97,851)
Interest Received	8,82,904	59,392
Dividend Income	4,05,271	4,09,896
Net Cash from / (used in) Investing Activities	20,63,779	1,26,39,727
C. Cash Flow from Financing Activities		
Increase / (Decrease) in Long-term loans and advances	10,00,000	(1,29,00,000)
Increase / (Decrease) in Short term borrowings	-	-
Net Cash from / (used in) Financing Activities	10,00,000	(1,29,00,000)
Net Increase / (Decrease) in Cash and Cash Equivalents (A+B+C)	9,62,892	(24,23,783)
Cash and Cash Equivalents at beginning of the year	14,21,020	38,44,803
Cash and Cash Equivalents at end of the year	23,83,911	14,21,020

For D. Basu & Co.
Chartered Accountants
Firm Registration No. 301111E

Ashis Ranjan Maitra
(ASHIS RANJAN MAITRA)
Partner
Membership No. 056520
Place : Kolkata
Date : 30th July 2020



TOWER INVESTMENT & TRADING CO. LTD.

Vandana Jain
Company Secretary

TOWER INVESTMENT & TRADING CO. LTD.

G. K. Das
Chief Financial Officer

For and Behalf of Board of Directors

TOWER INVESTMENT & TRADING CO. LTD.

Sudhakar
Whole-Firm Director
DIN: 01200281
TOWER INVESTMENT & TRADING CO. LTD.

Pradeep Kumar
Director
DIN 00849772

TOWER INVESTMENT & TRADING CO. LTD.

Pradeep Kumar
Director
DIN: 07719740

TOWER INVESTMENT & TRADING COMPANY LIMITED

CIN: L67120WB1981PLC033500

Registered Office :

'Temple Chambers' 6, Old Post Office Street, 4th Floor, Kolkata-700 001

Significant Accounting Policies

1 General Information

Tower Investment & Trading Company Limited (the 'Company') is a public limited Company, incorporated and domiciled in India. The equity shares of the Company are listed on The Calcutta Stock exchange. The registered office of the Company is located at 'Temple Chamber', 6 Old Post Office Street, 4th Floor, Kolkata 700001, West Bengal, India.

The Company is mainly engaged in real estate activity and investment in shares and securities.

The functional and presentation currency of the Company is Indian Rupee ("INR") which is the currency of the primary economic environment in which the Company operates.

The financial statements for the year ended 31 March 2020 were approved by the Board of Directors and authorised for issue on 30TH July 2020.

2 Significant Accounting Policies

The significant accounting policies applied by the Company in the preparation of its Consolidated financial statements are listed below. Such accounting policies have been applied consistently to all the periods presented in these financial statements unless otherwise indicated.

2.1 Basis of preparation

i) Compliance with Ind AS

These financial statements have been prepared to comply in all material aspects with Indian Accounting Standards (Ind AS) notified under Section 133 of the Companies Act, 2013 (the Act), Companies (Indian Accounting Standards) Rules, 2015 and Companies (Indian Accounting Standards) Amendment Rules, 2016] and other relevant provisions of the Act.

The Company had been preparing its financial statements upto the year 31 March 2019, as per Companies (Accounting Standard) Rules, 2006 and other relevant provisions of the Act (hereinafter referred to as Previous GAAP/Indian GAAP).

These financial statements are the first financial statements of the Company under Ind AS. for an explanation of how the transition from previous GAAP to Ind AS has affected the Company's financial position, financial performance and cash flows.

ii) Classification of current and non - current

All assets and liabilities have been classified as current or non -current as per the Company's normal operating cycle and other criteria set out in the Ind AS1- Presentation of Financial Statements and Schedule III to the Companies Act, 2013. Based on the nature of product / service and the time between the acquisition of assets for processing and their realisation in cash and cash equivalents, the Company has ascertained its operating cycle as 12 months for the purpose of current / non - current classification of assets and liabilities.

iii) Classification of current and non - current

These financial statements have been prepared in accordance with the generally accepted accounting principles in India under the historical cost convention except for the following :

2.2 Estimates of uncertainties relating to the Global health pandemic from COVID-19

The Company has considered the possible effects that may result from the pandemic relating to COVID-19 on the carrying amounts of receivables, unbilled revenues and investment in subsidiaries. In developing the assumptions relating to the possible future uncertainties in the global economic conditions because of this pandemic, the Company, as at the date of approval of these financial statements has used internal and external sources of information including credit reports and related information, economic forecasts. The Company has performed sensitivity analysis on the assumptions used and based on current estimates expects the carrying amount of these assets will be recovered. The impact of COVID-19 on the Company's financial statements may differ from that estimated, as at the date of approval of these financial statements.



2.3 Use of estimates and critical accounting judgements

In preparation of the financial statements, the Company makes judgments, estimates and assumptions about the carrying amounts of assets and liabilities that are not readily apparent from other sources. The estimates and the associated assumptions are based on historical experience and other factors that are considered to be relevant. Actual results may differ from these estimates.

The estimates and the underlying assumptions are reviewed on an ongoing basis. Revisions to accounting estimates are recognised in the period in which the estimate is revised and future periods affected.

This note provides an overview of the areas that involved a higher degree of judgement or complexity, and of items which are more likely to be materially adjusted due to estimates and assumption turning out to be different than those originally assessed

- i) Estimated fair value of unlisted securities
- ii) Recognition of deferred tax assets for carried forward tax losses

2.4 Property, Plant & Equipment

All items of property, plant and equipment are stated at historical cost less depreciation. Historical cost includes expenditure that is directly attributable to the acquisition of the items.

Subsequent costs are included in the assets carrying amount or recognised as a separate asset, as appropriate, only when it is probable that future economic benefits associated with the item will flow to the company and the cost of the item can be measured reliably. The carrying amount of any component accounted for as a separate asset is derecognised when replaced. All other repairs and maintenance are charged to statement of profit or loss during the reporting period in which they are incurred.

Depreciation is provided on Written down value method over the estimated useful lives of the assets. Pursuant to Notification of Schedule II of the Companies Act, becoming effective, the Company has adopted the useful lives as per the lives specified for the respective fixed assets in the Schedule II of the Companies Act, 2013.

Gains and losses on disposal of property, plant and equipments recognised in the statement of profit and loss.

An impairment loss is recognised where applicable when the carrying amount of property, plant and equipment exceeds its recoverable amount.

Transition to Ind AS

On transition to Ind AS, the Company has elected to continue with the carrying value of all of its property, plant and equipment recognised as at 01 April, 2018 measured as per the previous GAAP and use that carrying value as the deemed cost of all the property, plant and equipment.

2.5 Financial Instruments

Financial assets and financial liabilities are recognised when the Company becomes a party to the contractual provisions of the instrument. Financial assets and liabilities are initially measured at fair value. Transaction costs that are directly attributable to the acquisition or issue of financial assets and financial liabilities (other than financial assets and financial liabilities at fair value through profit or loss) are added to or deducted from the fair value measured on initial recognition of financial asset or financial liability. The transaction costs directly attributable to the acquisition of financial assets and financial liabilities at fair value through profit and loss are immediately recognised in the statement of profit and loss.

Effective interest method

The effective interest method is a method of calculating the amortised cost of a financial instrument and of allocating interest income or expense over the relevant period. The effective interest rate is the rate that exactly discounts future cash receipts or payments through the expected life of the financial instrument, or where appropriate, a shorter period.

i) Financial Assets

The financial assets are classified in the following categories:

- a) Financial assets measured at amortised cost,
- b) financial assets measured at fair value through profit and loss (FVTPL), and
- c) financial assets measured at fair value through other comprehensive income (FVOCI).

The classification of financial assets depends on the Company's business model for managing financial assets and the contractual terms of cash flow.

Financial assets measured at amortised cost

Assets that are held for collection of contractual cash flows where those flows represent solely payments of principal and interest are measured at amortised cost. After initial measurement, such financial assets are subsequently measured at amortised cost using the effective interest rate method. The losses arising from impairment are recognised in the Statement of Profit & Loss.

Trade receivables are recognised initially at fair value and subsequently measured at amortised cost using the effective interest method less provision for impairment, if any.



Financial instruments measured at FVTPL

Financial instruments included within FVTPL category are measured initially as well as at each reporting period at fair value plus transaction costs as applicable. Fair value movements are recorded in Statement of Profit &

Financial assets at FVOCI

Financial assets are measured at FVOCI if these financial assets are held within a business model whose objective is achieved by both collecting contractual cash flows and selling financial assets and the contractual terms of the financial asset give rise on specified dates to cash flows that are solely payments of principal and interest on the principal amount outstanding.

Equity instruments

The company measures all equity investments at fair value. The Company's management has elected to present fair value gain and losses on equity instruments in other comprehensive income, and accordingly there is no subsequent reclassification of fair value gains and losses to profit or loss. Dividends from such investments are recognised in profit or loss as other income when the Company's right to receive payment is established.

De-recognition of financial assets

The company de-recognises a financial asset when the contractual rights to the cash flows for the financial assets expires or it transfer the financial assets and such transfer qualifies for de-recognition under Ind AS 109- Financial instruments.

All investments other than those disclosed otherwise are carried at cost less accumulated impairment losses, if any. Where an indication of impairment exists, the carrying amount of the investment is assessed and is written down immediately to its recoverable amount. On disposal of such investments, the difference between net disposal proceeds and the carrying amounts are recognised in the Statement of Profit and Loss.

Impairment of financial assets

The Company assess on a forward looking basis the expected credit losses associated with its assets carried at amortised cost. The impairment methodology applied depends on whether there has been a significant increase in credit risk.

Only for Trade receivables, the implied approach of life time expected credit losses is recognised from initial recognition of the receivables as required by Ind AS 109- financial instruments.

Impairment loss allowance recognised / reversed during the year is charged / written back to Statement of Profit & Loss.

ii) Financial liabilities

Financial liabilities are measured at amortised cost using the effective interest method.

Borrowings are initially recognised at fair value, net of transaction costs incurred. Borrowings are subsequently measured at amortised cost. Any difference between the proceeds (net of transaction costs) and the redemption amount is recognised in profit or loss over the period of the borrowings using effective interest method.

Borrowings are classified as current liabilities unless the company has an unconditional right to defer settlement of the liability for at least 12 months after the reporting period. Where there is a breach of a material provision of a long term loan arrangement on or before the end of the reporting period with the effect that the liability becomes payment on demand on the reporting date, the entity does not classify the liability as current, if the lender agreed, after the reporting period and before the approval of the financial statement for issue, not to demand payment as a consequence of the breach.

For Trade and other payables maturing within one year from the balance sheet date, the carrying amount approximates fair value to short-term maturity of these instruments.

Derecognition of financial liabilities

The Company derecognises financial liabilities when, and only when, the Company's obligations are discharged, cancelled or they expire.

2.6 Employee benefits**(a)****Short-term obligations**

Liabilities for wages, salaries and other benefits that are expected to be settled wholly within 12 months after the end of the period in which the employees render the related service are recognised in respect of employees' services up to the end of the reporting period and are measured at the amounts expected to be paid when the liabilities are settled. The liabilities are presented as current employee benefit obligations in the balance sheet.



(b) **Post employment obligations**
Defined contribution plans

The Company makes contributions to government administered provident fund scheme, employee state insurance scheme and pension fund scheme for the employees. The Company has no further payment obligations once the contributions have been paid. The contributions are accounted for as defined contribution plans and the contributions are recognised as employee benefit expense when they are due.

Compensated absences

Accumulated compensated absences and gratuity liability, which are expected to be availed or encashed or contributed within the 12 months from the end of the year are treated as short term employee benefits and the balances expected to be availed or encashed or contributed beyond 12 months from the year end are treated as long term liability and are accounted on undiscounted basis.

Other short term employee benefits

Short term employee benefits are recognised as an expenses as per the Company's schemes based on the expected obligation on an undiscounted basis.

2.7 Provisions

Provisions are recognised in the balance sheet when the Company has a present obligation (legal or constructive) as a result of a past event, which is expected to result in an outflow of resources embodying economic benefits which can be reliably estimated. Each provision is based on the best estimate of the expenditure required to settle the present obligation at the balance sheet date.

2.8 Income taxes

The income tax expense or credit for the period is the tax payable on the current period's taxable income based on the applicable income tax rate for each jurisdiction adjusted by changes in deferred tax assets and liabilities attributable to temporary differences and to unused tax losses.

The current income tax charge is calculated on the basis of the tax laws enacted or substantively enacted at the end of the reporting period.

Deferred income tax is provided in full, using the liability method, on temporary differences arising between the tax bases of assets and liabilities and their carrying amounts in the financial statements.

Deferred income tax is determined using tax rates (and laws) that have been enacted or substantially enacted by the end of the reporting period and are expected to apply when the related deferred income tax asset is realised or the deferred income tax liability is settled.

Deferred tax assets are recognised for all deductible temporary differences and unused tax losses only if it is probable that future taxable amounts will be available to utilise those temporary differences and losses.

Deferred tax assets and liabilities are offset when there is a legally enforceable right to offset current tax assets and liabilities and when the deferred tax balances relate to the same taxation authority. Current tax assets and tax liabilities are offset where the entity has a legally enforceable right to offset and intends either to settle on a net basis, or to realise the asset and settle the liability simultaneously.

Current and deferred tax is recognised in profit or loss, except to the extent that it relates to items recognised in other comprehensive income or directly in equity. In this case, the tax is also recognised in other comprehensive income or directly in equity, respectively.

2.9 Revenue

Revenue is recognised to the extent that it is probable that the economic benefits will flow to the Company and the revenue can be reliably measured, regardless of when the payment is being made. Revenue is measured at the fair value of the consideration received or receivable net of discounts, taking into account contractually defined terms and excluding taxes or duties collected on behalf of the government.

The Company basis its estimate on historical results taking into consideration the type of customers, the type of transactions and the specifics of each arrangements

2.10 Income recognition

a) Real Estate Activities

Revenue in respect of real estate activity are recognised when it can be measured reliably and the significant

b) Interest income

Interest income is accrued on a time proportion basis, by reference to the principal outstanding and the effective interest rate applicable.

c) Service Income

Income from service is recognised when the service has been rendered as per terms of the contract.



d) Dividend Income

Dividend income from investments is recognised when the shareholder's rights to receive payment have been established.

2.11 Segment reporting

Since, the Company doesnot have any reporting segement in its business line and Company is engaged in single segement of Operation hence no Segment reporting is applicable to it.

2.12 Earnings per share

Earnings per share is calculated by dividing the net profit or loss for the year attributable to equity share holders, by the weighted average numbers of equity shares outstanding during the year.

For the purpose of calculating diluted earnings per share, the net profit or loss for the period attributable to equity shareholders and weighted average number of shares outstanding during the period are adjusted for the effects of all dilutive potential equity shares.

2.13 Cash and Cash Equivalents

In the Cash Flow statement, Cash and cash equivalents include cash in hand and balance with bank in current account.

2.14 Offsetting Financial instruments

Financial assets and liabilities are offset and the net amount is reported in the balance sheet where there is a legally enforceable right to offset the recognised amounts and there is an intention to settle on a net basis or realise the asset and settle the liability subsequently. The legally enforceable right must not be contingent on future events and must be enforceable in the normal course of business and in event of default, insolvency or bankruptcy of the company or the counter party.

2.15 Contingent Liabilities

Liabilities which are material and whose future outcome cannot be ascertained with reasonable certainty are treated as contingent and disclosed by way of notes to the accounts.



TOWER INVESTMENT & TRADING COMPANY LIMITED

CIN: L67120WB1981PLC033500

Registered Office:

'Temple Chambers' 6, Old Post Office Street, 4th Floor, Kolkata-700 001

3 First time adoption of Ind AS

These Consolidated financial statements of Tower Investment & Trading Co.Limited for the year ended March, 31, 2020 have been prepared in accordance with Ind AS. For the purposes of transition to Ind AS, the Company has followed the guidance prescribed in Ind AS 101 - First Time adoption of Indian Accounting Standard, with 1st April, 2018 as the transition date and Indian GAAP as the previous GAAP.

The transition to Ind AS has resulted in changes in the presentation of the financial statements, disclosures in the notes there to and accounting policies and principles. The accounting policies set out in Note 2 have been applied in preparing the separate financial statements for the year ended 31st March, 2020 and the comparative information. An explanation of how the transition from previous GAAP to Ind AS has effected the Company's Balance Sheet, Statement of Profit and Loss is explained in Note 3.2. Exemptions on first time adoption of Ind AS availed in accordance with Ind AS 101 have been set out in Note 3.1.

3.1 Exemptions availed on first time adoption

Ind-AS 101 allows first-time adopters certain exemptions from the retrospective application of certain requirements under Ind AS. The Company has accordingly applied the following exemptions.

(a) Estimates

Ind AS 101 provides that an entity's estimates as per Ind AS 8 "Accounting Policies, Changes in Accounting Estimates and Errors" at the date of transition shall be consistent with the estimates made for same date in accordance with previous GAAP, unless there is objective evidence that those estimates were in error.

Accordingly, the company has made Ind AS estimates as at the transition date i.e. 1st April 2018 which are consistent with estimates made by it under the previous GAAP for the same date. The company made estimates for following items in accordance with Ind AS at the date of transition since these were not required under previous GAAP :

- i) Investment in unquoted equity instruments designated at Fair Value through OCI
- ii) Investment in quoted equity instruments and mutual funds designated at Fair Value through Profit & Loss
- iii) Investment in subsidiary companies and an associate company is considered at carrying value as per previous GAAP.
- iv) Impairment of financial assets based on expected credit loss model

3.2 Reconciliations between previous GAAP and Ind AS

The following reconciliations provide the effect of transition to Ind AS from previous GAAP in accordance with Ind AS 101:

- a) Equity as at 1st April, 2018 and as at 31st March, 2019
- b) Net Profit for the year ended 31st March, 2019.

a) Reconciliation of Equity as at 1st April, 2018 and as at 31st March, 2019.

	Notes to first time adoption	As at 31 March 2019	As at 1 April 2018
Equity under previous GAAP		3,12,48,788	()
Adjustments:-			
Change in Fair valuation of Financial Instruments	1	3,75,11,758	4,58,17,445
Deferred tax adjustments	2	(69,94,079)	(62,78,567)
Provision for Gratuity	3	(3,82,212)	(3,18,462)
Other Adjustments		23,90,325	-
Equity under Ind AS		6,37,74,580	6,90,35,934

b) Reconciliation of total comprehensive income for the year ended 31 March, 2019

	Notes to first time adoption	2018 -2019
Profit/(Loss) after tax as per previous GAAP		(9,95,941)
Adjustments		
Change in Fair valuation of Financial Instruments	1	(83,10,989)
Deferred Tax adjustments	2	16,32,959
Provision for Gratuity	3	(63,750)
Other Adjustments	4	22,77,605
Total comprehensive income as per Ind AS		(54,60,116)

c) There are no material adjustments to the statements of cash flows as reported under the previous GAAP.



d) Notes to first time adoption

Note 1 : Change in Fair valuation of Financial Instruments

Under the previous GAAP, investments in equity instruments were classified as long term investments based on the intended holding period and realisation. Long term investments were carried at cost less provision for other than temporary decline in the value of such investments. Under Ind AS, these investments are required to be measured at fair value at each reporting period.

Fair value changes with respect to investments in equity instrument & preference shares are designated at fair value through OCI and at amortised cost have been recognised in Equity Investment Reserve and in Net loss on fair value changes respectively as at the date of transition and subsequently in other comprehensive income & Net loss on fair value changes for the year ended 31st March 2019. This increased other reserve by ` 5.19 Lacs as at 31st March, 2019 (1st April, 2018 ` 5.17 Lacs)

Consequent to the above, the total equity as at 31st March, 2019 increased by ` 325.25 Lacs (1st April, 2018 ` 392.20 Lacs) and total comprehensive income for the year ended 31st March 2019 increased by ` 0.53 Lacs (1st April, 2018 ` 5.15 lacs).

Note 2 : Deferred Tax Adjustments

Tax adjustments relating to above adjustments are recognised and adjusted in retained earnings on the date of transition. Deferred tax adjustments relating to the year ended 31st March, 2019 have been adjusted in the statement of profit and loss for the said year.

Note 3 : Provision for Gratuity

Provision for Gratuity are recognised and adjusted in retained earnings on the date of transition for the year ended 31st March 2019, ` 3.82 Lacs, 1st April 2018 ` 3.18 Lacs)



TOWER INVESTMENT & TRADING COMPANY LIMITED

Notes to Financial Statements (Contd.)

	AS AT 31.03.2020	AS AT 31.03.2019	AS AT 01.04.2018
8 EQUITY			
8.1 EQUITY SHARE CAPITAL			
Authorised: 10,00,000 Equity shares of ₹10/- each	1,00,00,000	1,00,00,000	1,00,00,000
Issued, Subscribed and Paid up: 4,12,130 Equity shares of ₹10/- each fully paid up	41,21,300	41,21,300	41,21,300

a) Details of shareholders holding more than 5% of the Equity Shares in the company:

Name of Shareholder	As at 31.03.2020		As at 31.03.2019		As at 01.04.2018	
	Nos.	% holding	Nos.	% holding	Nos.	% holding
Shaurya Veer Himatsinghka	63,092	15.31%	63,092	15.31%	63,092	15.31%
Burlington Investments Private Limited	30,570	7.42%	30,570	7.42%	30,570	7.42%
Khato Investment & Trading Co. Ltd.	64,138	15.56%	64,138	15.56%	64,138	15.56%
New Look Investment Bengal Limited	74,104	17.98%	74,104	17.98%	74,104	17.98%
Mr. Rakosh Kumar Shaurya Veer	23,800	5.77%	23,800	5.77%	23,800	5.77%
Gaurav Himatsinghka & Dipak Kr Himatsinghka	31,376	7.61%	31,376	7.61%	31,376	7.61%

b) Term/Rights attached to Equity Shares:

The company has only one class of equity shares having a par value of ₹10/- per share. Each holder of equity shares is entitled to one vote per share. The Company declares and pays Dividend in Indian Rupees. The dividend proposed by the Board of Directors is subject to the approval of the shareholders in the ensuing Annual General Meeting. In the event of liquidation of the company, the holders of equity shares will be entitled to receive remaining assets of the company, after distribution of all preferential amounts. The distribution will be in proportion to the number of equity shares held by the shareholders.

	AS AT 31.03.2020	AS AT 31.03.2019	AS AT 01.04.2018
8.2 OTHER EQUITY			
a) Reserve Fund- (As per RBI Guidelines)			
Balance as per last Account	9,55,405	5,29,365	5,29,365
Add: Transfer from Statement of Profit & loss	-	4,26,040	-
	9,55,405	9,55,405	5,29,365
b) Capital Reserve			
Balance as per last Account	2,04,90,549	2,04,90,549	2,04,90,549
Add: Transfer from Statement of Profit & loss	-	-	-
	2,04,90,549	2,04,90,549	2,04,90,549
c) Retained Earnings			
General Reserve	-	-	-
Surplus/(Deficit) in the Statement of Profit and Loss			
Balance as per last Account	3,76,98,013	4,33,80,104	4,33,80,104
Add: Profit/(Loss) for the year	(96,73,761)	(53,75,986)	-
Add: Transfer from Equity Investment Reserve upon realisation	-	(4,26,040)	-
Less: Transfer to Reserve Fund	-	1,19,934	-
Less: Transfer to Contingent Provision against Standard Assets	2,634	-	-
	2,80,26,885	3,76,98,013	4,33,80,104
Total Retained Earnings	4,94,72,839	5,91,43,967	6,44,00,018
c) Equity Investment Reserve			
As per last Account	5,09,314	5,14,616	-
Changes in fair value of equity instruments	2,88,953	(5,302)	5,14,616
Less: Transfer to Retained Earnings upon realisation	-	-	-
	7,98,267	5,09,314	5,14,616
TOTAL	5,02,71,106	5,96,53,280	6,49,14,634

Nature of Reserves:

Reserve Fund- (As per RBI guidelines)

Reserve Fund represents a statutory provisions created as per the RBI guidelines applicable for NBFC Companies.

Equity Investment Reserve

This reserve represents the cumulative gains and losses arising on the revaluation of equity & other financial instruments measured at fair value through other comprehensive income, net off amounts reclassified to retained earnings when those assets have been disposed off.




CONSOLIDATED STATEMENT OF CHANGES IN EQUITY FOR THE YEAR ENDED 31ST MARCH, 2020

Particulars	Notes	Changes during		As at 31st		As at 31st March, 2020
		2018-2019	2019-2020	March 2019	March 2020	
Equity Share Capital						
Authorized						
10,00,000 Equity shares of ₹10/- each	8.1	1,00,00,000	-	1,00,00,000	-	1,00,00,000
ISSUED, SUBSCRIBED AND PAID UP						
4,12,130 Equity shares of ₹10/- each fully paid up		41,21,300	-	41,21,300	-	41,21,300

Other Equity:

Particulars	Notes	Reserves & Surplus			Capital Reserve	Statutory Reserve	Equity Investment Reserve (upon fair value through other comprehensive income)	Total
		Retained Earnings		Surplus/(Deficit) in the statement of Profit and Loss				
		General Reserve						
Balance as at 31.03.2018		-	46,74,304	-	2,04,90,549	5,29,365	2,56,94,218	
Deferred Tax Adjustments		-	(62,78,567)	-	-	-	(62,78,567)	
Fair Value Through PL account		-	4,53,02,829	-	-	-	4,53,02,829	
Provision for Gratuity		-	(3,18,462)	-	-	-	(3,18,462)	
Other comprehensive income for the year		-	-	-	-	5,14,616	5,14,616	
Balance as at 01.04.2018		-	4,33,80,104	-	2,04,90,549	5,29,365	6,49,14,634	
Profit for the year		-	(53,75,986)	-	-	-	(53,75,986)	
Transfer to statutory Reserve		-	(4,26,040)	-	-	4,26,040	-	
Transfer from Equity Investment Reserve to Profit & Loss upon realisation		-	-	-	-	-	-	
Share of Profit from Associate Company		-	(78,828)	-	-	-	(78,828)	
Transfer to Contingent Provision against Standard Assets		-	1,19,934	-	-	-	1,19,934	
Other comprehensive income for the year		-	-	-	-	(5,302)	(5,302)	
Total comprehensive income for the year		-	(57,60,920)	-	-	4,26,040	(52,61,354)	
Balance as at 31.03.2019		-	3,76,19,184	-	2,04,90,549	9,55,405	5,96,53,280	
Profit for the year		-	(96,73,761)	-	-	-	(96,73,761)	
Transfer from Equity Investment Reserve to Profit & Loss upon realisation		-	-	-	-	-	-	
Share of Profit from Associate Company		-	(1,12,467)	-	-	-	(1,12,467)	
Transfer to Contingent Provision against Standard Assets		-	2,634	-	-	-	2,634	
Other comprehensive income for the year		-	-	-	-	2,88,953	2,88,953	
Total comprehensive income for the year		-	(97,83,594)	-	-	2,88,953	(93,82,174)	
Balance as at 31.03.2020		-	2,78,35,590	-	2,04,90,549	9,55,405	5,02,71,106	



Notes to Financial Statements (Contd.)

5.3 PROPERTY, PLANT & EQUIPMENT

PARTICULARS	GROSS BLOCK				DEPRECIATION				NET BLOCK			
	As at 01.04.2018	Addition/ (Deletion)	As at 31.03.2019	Addition/ (Deletion)	As at 31.03.2020	For the Year	Upto 31.03.2019	For the Year	Upto 31.03.2020	As at 31.03.2020	As at 31.03.2019	As at 01.04.2018
TANGIBLE	25,000	-	25,000	-	25,000	15,765	15,765	5,824	21,589	3,411	9,235	25,000
Portrait	-	-	-	-	-	-	-	-	-	-	-	-
	-	-	-	-	-	-	-	-	-	-	-	-
	-	-	-	-	-	-	-	-	-	-	-	-
Total	25,000	-	25,000	-	25,000	15,765	15,765	5,824	21,589	3,411	9,235	25,000
Previous Year Figures	-	-	-	-	-	-	-	-	-	-	-	-



TOWER INVESTMENT & TRADING COMPANY LIMITED

Notes to Financial Statements

	As at 31.03.2020	As at 31.03.2019	As at 01.04.2018
4 FINANCIAL ASSETS			
4.1 CASH AND CASH EQUIVALENTS			
Cash on Hand	13,173	536	252
Balance with Scheduled Banks in Current Account	23,70,738	14,20,484	38,44,551
	<u>23,83,911</u>	<u>14,21,020</u>	<u>38,44,803</u>
4.2 RECEIVABLES (Unsecured, considered good)			
4.2.1 Trade Receivables	<u>1,05,244</u>	<u>45,501</u>	<u>8,22,000</u>
4.2.2 Other Receivables (*)	<u>3,45,008</u>	<u>53,853</u>	<u>3,62,959</u>
<i>(*) includes due from a private limited company in which director is a director</i>			
4.3 LOANS (Unsecured, considered good) At Amortised Cost (In India) Repayable on Demand			
- To a Related Party			50,000
- To Others	1,21,02,700	1,31,02,700	1,52,700
	<u>1,21,02,700</u>	<u>1,31,02,700</u>	<u>2,02,700</u>
4.4 INVESTMENTS (Refer note No. 20)			
In India			
(A) At Historical Cost			
i) Quoted:			
In Fully paid up Equity Shares of an Associate Company	2,16,409	3,28,876	4,07,773
	<u>2,16,409</u>	<u>3,28,876</u>	<u>4,07,773</u>
ii) Unquoted:			
a) In Fully paid up Equity Shares of an Associate Company	-	-	-
b) In Fully paid up Equity Shares of Subsidiary Company:	-	-	-
	<u>-</u>	<u>-</u>	<u>-</u>
(B) At Amortised Cost			
	-	-	-
	<u>-</u>	<u>-</u>	<u>-</u>
(C) At FVOCI			
i) Unquoted:			
In Fully paid up Equity Shares of Companies:	14,78,000	11,45,500	16,45,500
	<u>14,78,000</u>	<u>11,45,500</u>	<u>16,45,500</u>



Notes to Financial Statements (Contd.)

(D) At FVTPL

i) Quoted:

In Fully paid up Equity Shares of Companies

3,03,90,649 3,90,58,665 4,73,77,901

ii) Unquoted:

i) In Units of Mutual Funds:

95,63,787 1,19,68,947 2,24,84,766

[V]

3,99,54,435 5,10,27,612 6,98,62,668

[I+II+III+IV+V]

4,16,48,844 5,25,01,988 7,19,15,941

Less: Provision for Diminution in value of Investments

4,16,48,844 5,25,01,988 7,19,15,941

Aggregate amount of Quoted Investments and market value thereof

3,06,07,057 3,93,87,541 4,77,85,675

Aggregate amount of Unquoted Investments

1,10,41,787 1,31,14,447 2,41,30,266

As at As at As at
31.03.2020 31.03.2019 01.04.2018

4.5. OTHER FINANCIAL ASSETS

Security Deposit

20,000 20,000 20,000

Other Receivable

1,41,690 10,500 3,12,021

1,61,690 30,500 3,32,021

5. NON - FINANCIAL ASSETS

5.1. CURRENT TAX ASSETS (NET)

Taxation Advance & Refundables (Net of Provisions)

1,18,801 16,32,959 19,68,770

1,18,801 16,32,959 19,68,770



Notes to Financial Statements (Contd.)

5.2 INVESTMENT PROPERTIES

Office at Everest House (Considering the date of pur.- 01.04.95)
 (Considering this as part of Building with RCC structure)
 (Residual Value - 5% of 11,50,000=57,500; Useful Life 60 Yrs)
 Add: Addition in Gross Value

Less: Sales / Adjustments
 Closing Gross Value of Asset

Depreciation
 Opening Depreciation
 Depreciation @ 5.069% for the year
 Total Accumulated depreciation

Opening WDV
 Closing WDV

11,50,000	11,50,000	11,50,000
-	-	-
11,50,000	11,50,000	11,50,000
-	-	-
11,50,000	11,50,000	11,50,000
7,94,399	7,75,411	7,75,411
18,025	18,988	
8,12,424	7,94,399	7,75,411
3,55,601	3,74,589	3,74,589
3,37,576	3,55,601	3,74,589

5.4 OTHER NON-FINANCIAL ASSETS

Prepaid Expenses
 Other Advances

-	-	-
3,54,000	4,720	-
3,54,000	4,720	-

6 FINANCIAL LIABILITIES

6.1 DEPOSITS

Security Deposits

-	-	-
---	---	---

6.2 OTHER FINANCIAL LIABILITIES

Other Payable

2,24,750	3,67,890	40,94,431
----------	----------	-----------

7 NON-FINANCIAL LIABILITIES

7.1 PROVISIONS

Contingent provision against Standard Assets
 Provision for Employee Benefits- Gratuity

30,257	32,891	1,52,825
4,26,346	3,82,212	3,18,462
4,56,603	4,15,103	4,71,287

7.2 DEFERRED TAX LIABILITIES (NET)

Deferred Tax Asset/(Liability) relating to:
 - Depreciation on Property, Plant and Equipment
 - Financial Instruments measured at Fair Value
 - Unabsorbed Losses
 - Unabsorbed Depreciation
 - Employee Benefit

-	-	-
51,27,433	70,93,454	85,16,018
(24,98,227)	(23,57,193)	(22,10,129)
(42,851)	(51,262)	
(1,10,850)	(99,375)	(82,004)
24,75,505	45,85,624	62,23,885

7.3 OTHER NON-FINANCIAL LIABILITIES

Statutory Dues

11,920	14,880	23,247
--------	--------	--------



Notes to Financial Statements (Contd.)

	2019-2020	2018-2019
9 REVENUE FROM OPERATIONS		
Interest Income		
On financial assets measured at amortised cost		
On Loans	8,82,904	59,392
On Fixed Deposits		
	<u>8,82,904</u>	<u>59,392</u>
10 OTHER INCOME		
10.1 Others		
Interest:		
On Security Deposits	1,46,496	5,773
On Income Tax Refund		
Long term Gain On sale of Equity		7,013
Short term gain on sale of Investment(Net)		38,046
Sundry Balances Written off	200	
	<u>1,46,696</u>	<u>50,832</u>
11 EXPENSES		
11.1 NET LOSS ON FAIR VALUE CHANGES		
- On Quoted Equity Shares & Mutual Funds	<u>1,06,22,951</u>	<u>83,05,687</u>
11.2 EMPLOYEE BENEFITS EXPENSE		
Salary, Bonus and other allowances	10,29,314	30,25,696
Staff Welfare Expenses	3,615	-
	<u>10,32,929</u>	<u>30,25,696</u>
11.3 OTHER EXPENSES		
Rates and Taxes	46,004	46,040
Filing Fees	36,800	7,00,860
Legal & Professional Charges	1,78,950	1,25,348
Establishment Charges	72,000	72,000
Insurance Premium	5,109	49,762
Service Charges	-	2,72,712
Travelling & Conveyance	7,136	2,42,106
Printing & Stationery	2,641	-
Auditors' Remuneration:		
For Statutory Audit	25,940	49,440
For Other Services	-	-
Listing Fees	-	-
Advertisement Expenses	68,249	-
Membership Subscription	53,100	17,700
Postage & Telephone Exp	13,516	-
Management Fees on PMS Fund	1,26,886	1,25,830
Repair and Maintenance Charges	89,966	90,968
Assets Written off	-	5,00,000
Long Term Loss on PMS (Net)	3,61,174	3,548
Miscellaneous expenses	1,13,366	1,05,717
	<u>12,00,837</u>	<u>24,02,031</u>
12 TAX EXPENSES		
a) Current Tax		
Provision For Income Tax		4,47,472
Income Tax Adjustments	6,84,641	-
	<u>6,84,641</u>	<u>4,47,472</u>
b) Deferred Tax		
Deferred Tax Adjustments	(20,40,646)	(16,32,959)



TOWER INVESTMENT & TRADING COMPANY LIMITED

Notes to Financial Statements (Contd.)

13 EARNINGS PER SHARE

The earning per share has been calculated as specified in Ind-AS-33 on "Earnings Per Share" prescribed by Companies (Accounting Standards) Rules, 2015 and related disclosures are as below:

For Calculating Basic & Diluted earnings per share	2019-2020	2018-2019
a) Profits attributable to Equity holders of the Company	(94,97,275)	(54,60,116)
b) Weighted Average number of equity shares used as a denominator in calculating EPS (Nos.)	412130	412130
c) Basic & Diluted EPS (a/b)	(23.04)	(13.25)

14 FINANCIAL INSTRUMENTS

14.1 Financial Instruments by category

The carrying value of financial instruments by categories as on 31st March, 2020 are as follows:

(in Lacs)

Particulars	Note Reference	Fair Value through Profit & Loss	Fair Value through OCI	Amortised Cost	Total carrying value	Total Fair Value
Financial Assets						
Cash & Cash Equivalents	4.1	-	-	23.84	23.84	23.84
Trade Receivables	4.2.1	-	-	1.05	1.05	1.05
Other Receivables	4.2.2	-	-	3.45	3.45	3.45
Loans	4.3	-	-	121.03	121.03	121.03
Investments						
- Equity Instruments	4.4	399.54	14.78	2.16	416.49	416.49
Other financial assets	4.5	-	-	1.62	1.62	1.62
Total Financial Assets		399.54	14.78	153.15	567.47	567.47
Financial Liabilities						
Deposits	6.1	-	-	-	-	-
Other financial liabilities	6.2	-	-	2.25	2.25	2.25
Total Financial Liabilities		-	-	2.25	2.25	2.25

The carrying value of financial instruments by categories as on 31st March, 2019 are as follows:

(in Lacs)

Particulars	Note Reference	Fair Value through Profit & Loss	Fair Value through OCI	Amortised Cost	Total carrying value	Total Fair Value
Financial Assets						
Cash & Cash Equivalents	4.1	-	-	14.21	14.21	14.21
Other Receivables	4.2.2	-	-	0.54	0.54	0.54
Loans	4.3	-	-	131.03	131.03	131.03
Investments						
- Equity Instruments	4.4	510.28	11.46	3.29	525.02	525.02
Other financial assets	4.5	-	-	0.31	0.31	0.31
Total Financial Assets		510.28	11.46	149.37	671.10	671.10
Financial Liabilities						
Deposits	6.1	-	-	-	-	-
Other financial liabilities	6.2	-	-	3.68	3.68	3.68
Total Financial Liabilities		-	-	3.68	3.68	3.68

The carrying value of financial instruments by categories as on 1st April, 2018 are as follows:

(in Lacs)

Particulars	Note Reference	Fair Value through Profit & Loss	Fair Value through OCI	Amortised Cost	Total carrying value	Total Fair Value
Financial Assets						
Cash & Cash Equivalents	4.1	-	-	38.45	38.45	38.45
Other Receivables	4.2.2	-	-	3.63	3.63	3.63
Loans	4.3	-	-	2.03	2.03	2.03
Investments						
- Equity Instruments	4.4	698.63	16.46	4.08	719.16	719.16
Other financial assets	4.5	-	-	3.32	3.32	3.32
Total Financial Assets		698.63	16.46	51.50	766.58	766.58
Financial Liabilities						
Deposits	6.1	-	-	-	-	-
Other financial liabilities	6.2	-	-	40.94	40.94	40.94
Total Financial Liabilities		-	-	40.94	40.94	40.94



TOWER INVESTMENT & TRADING COMPANY LIMITED

Notes to Financial Statements (Contd.)

Management estimations and assumptions

a) The management assessed that cash and cash equivalents and other current liabilities approximate their carrying amounts largely due to the short-term maturities of these instruments.

b) The fair value of the financial assets and liabilities is included at the amount at which the instrument could be exchanged in a current transaction between willing parties, other than in a forced or liquidation sale. The following methods and assumptions were used to estimate the fair values:

(i) The fair values of the quoted shares are based on price quotations at the reporting date.

(ii) The fair values of the unquoted equity shares have been determined based on certifications from valuers who have used Net Asset Value approach for determining the fair values.

14.2 Fair value hierarchy

The following table presents the fair value hierarchy of assets and liabilities measured at fair value on a recurring basis :

(in Lacs)

Particulars	Note Reference	Fair value measurement at end of the reporting period/year using			
		Level 1	Level 2	Level 3	Total
As on 31st March, 2020					
<u>Financial Assets</u>					
Equity & Other Instruments	4.4	306.07	95.64	14.78	416.49
As on 31st March, 2019					
<u>Financial Assets</u>					
Equity & Other Instruments	4.4	393.88	119.69	11.46	525.02
As on 1st April, 2018					
<u>Financial Assets</u>					
Equity & Other Instruments	4.4	477.86	224.85	16.46	719.16

Level 1: Quoted Prices in active markets for identical assets or liabilities

Level 2 : Inputs other than quoted prices included within Level 1 that are observable for the asset or liability, either directly (i.e. as prices) or indirectly (i.e. derived from prices).

Level 3: Inputs for the assets or liabilities that are not based on observable market data (unobservable inputs).

The company's policy is to recognize transfers into and the transfers out of fair value hierarchy levels as at the end of the reporting period. There are no transfers between level 1 and level 2 during the end of the reported periods.

14.3 Financial Risk Management

The Company's activities expose it to various financial risks: market risk, credit risk and liquidity risk. The company tries to foresee the unpredictable nature of financial markets and seek to minimise potential adverse impact on its financial performance. The senior management of the company oversees the management of these risks. The Audit Committee has additional oversight in the area of financial risks and controls. It is the Company's policy that no trading in derivatives for speculative purposes may be undertaken.



Notes to Financial Statements (Contd.)

15 RELATED PARTY TRANSACTIONS


Related parties and transactions with them as specified in the Ind-AS 24 on "Related Parties Disclosures" prescribed under Companies (Accounting Standards) Rules, 2015 has been identified and given below on the basis of information available with the company and the same has been relied upon by the auditors.

a) **Related Parties**

Particulars	Relationship
(i) Enterprises where control exists Saket Cement Products Private Limited	Subsidiary Company
(ii) Associates & Joint Ventures Khatu Investments & Trading Co. Limited	Associate Company
(iii) Individual owning an interest in the voting power of the company and their relatives	
(iv) Key Management Personnel and their relatives Swarup Kumar Maity Goutam Kumar Das Varsha Jain	Whole Time Director CFO Company Secretary
(v) Enterprises over which any person referred in (iii) or (iv) is able to exercise	New Look Investment (Bengal) Ltd.



Nature of Transactions	For the year ended March 31, 2020		For the year ended March 31, 2019	
	Associates, Joint ventures and Enterprises over which Key Managerial Person and their relatives are able to exercise significant influence	Key Management Personnel and Individuals owning an interest in the voting power and their relatives	Associates, Joint ventures and Enterprises over which Key Managerial Person and their relatives are able to exercise significant influence	Key Management Personnel and Individuals owning an interest in the voting power and their relatives
Expenses				
Salary, Bonus & Other allowances				
-Goutam Kumar Das	-	3,63,800	-	2,83,900
-Swarup Kumar Maity	-	2,71,260	-	-
-Varsha Jain	-	60,330	-	-
Balance at Year Beginning				
- Loan				
-Goutam Kumar Das	-	40,000	-	-
-Swarup Kumar Maity	-	-	-	-
-New Look Investment (Bengal) Ltd.	-	-	-	50,000
Amount Paid During the Year				
- Loan	+			
-Goutam Kumar Das	-	30,000	-	40,000
-Swarup Kumar Maity	-	25,000	-	-
-Interest paid	-	-	-	-
-New Look Investment (Bengal) Ltd.	-	-	-	3,995
Amount Repaid During the Year				
- Loan				
-Goutam Kumar Das	-	40,000	-	-
-Swarup Kumar Maity	-	-	-	-
-New Look Investment (Bengal) Ltd.	-	-	-	50,000
Balance at Year End				
Amount Receivable				
- Loan				
-Goutam Kumar Das	-	30,000	-	40,000
-Swarup Kumar Maity	-	25,000	-	-
Balance at Year End				
Amount Payable				
Salary, Bonus & Other allowances				
-Goutam Kumar Das	-	30,400	-	30,400
-Swarup Kumar Maity	-	24,660	-	-
-Varsha Jain	-	20,000	-	-



Notes to Financial Statements (Contd.)

- 16 Particulars as required in terms of Paragraph 13 of Non Banking Financial (Non - Deposit Accepting or Holding) Companies Prudential Norms (Reserve Bank) Directions, 2007 is as per annexure.
- 17 On the basis of physical verification of assets, as specified in Ind-AS - 36 and cash generation capacity of these assets, in the management's perception, there is no impairment of such assets as appearing in the balance sheet as on 31.03.2020.
- 18 a) Previous year figures above are given in brackets
b) Previous year figure have been regrouped/rearranged, wherever found necessary

Signature to Note "1 to 19"

For D. Basu & Co.
Chartered Accountants
Firm Registration No. 301111E



Ashis Ranjan Mattra

(ASHIS RANJAN MATTRA)
Partner
Membership No. 056520
Place : Kolkata
Date : 30Th July 2020

For and Behalf of Board of Directors

TOWER INVESTMENT & TRADING CO. LTD.

[Signature]

Whole-Time Director

DIN: 01200281

TOWER INVESTMENT & TRADING CO. LTD.

[Signature]

Director

DIN 00849772

TOWER INVESTMENT & TRADING CO. LTD.

Varsha Jain

Company Secretary

TOWER INVESTMENT & TRADING CO. LTD.

G. K. Das

Chief Financial Officer

TOWER INVESTMENT & TRADING CO. LTD.

Patal Suttu

Director

DIN: 07719740

TOWER INVESTMENT & TRADING COMPANY LIMITED
CIN: L67120WB1981PLC033500

Registered Office :
 'Temple Chambers' 6, Old Post Office Street, 4th Floor, Kolkata-700 001

NOTES FORMING PART OF THE FINANCIAL STATEMENTS

33 DISCLOSURE REGARDING SUBSIDIARY AND ASSOCIATES

The disclosures related to Subsidiary Companies and associates as required by Ind AS-112 "Disclosure of Interest in Other Entities" are as under:

Name of Subsidiary/ Associates	Country of Incorporation	Percentage of voting power/ Profit sharing as at 31st March, 2020	Percentage of voting power/ Profit sharing as at 31st March, 2019
Subsidiary Saket Cement Products Private Limited	India	100.00%	100.00%
Associates Khatu Investment & Trading Company Limited	India	22.80%	22.80%

Additional information as required by Paragraph 2 of the General Instructions to Schedule III (Part III) of the Companies Act, 2013 for Preparation of Consolidated Financial Statements are as follows:

Name of Entity	Net Assets, i.e. total assets minus total liabilities			
	31-03-2020		31-03-2019	
Parent				
Tower Investment & Trading Company Limited	86%	4,70,47,426	86%	5,51,51,165
Subsidiary				
Saket Cement Products Private Limited	13%	72,52,925	13%	85,26,009
Associates				
Khatu Investment & Trading Company Limited (Equity Method)	0%	92,055	0%	97,406
Total attributable to the owners of the parent	100%	5,43,92,406	100%	6,37,74,580

Name of Entity	Share of Profit & Loss			
	31-03-2020		31-03-2019	
Parent				
Tower Investment & Trading Company Limited	85%	(83,18,971)	88%	(47,81,485)
Subsidiary				
Saket Cement Products Private Limited	14%	(13,54,791)	11%	(5,94,432)
Associates				
Khatu Investment & Trading Company Limited (Equity Method)	1%	(1,12,467)	1%	(78,898)
Total attributable to the owners of the parent	100%	(97,86,228)	100%	(54,54,814)

Name of Entity	Share in Other Comprehensive Income			
	31-03-2020		31-03-2019	
Parent				
Tower Investment & Trading Company Limited	72%	2,08,154	77%	(4,095)
Subsidiary				
Saket Cement Products Private Limited	28%	80,799	23%	(1,207)
Associates				
Khatu Investment & Trading Company Limited (Equity Method)	0%	-	0%	-
Total attributable to the owners of the parent	100%	2,88,953	100%	(5,302)

Name of Entity	Share in Total Comprehensive Income			
	31-03-2020		31-03-2019	
Parent				
Tower Investment & Trading Company Limited	85%	(81,10,817)	88%	(47,85,580)
Subsidiary				
Saket Cement Products Private Limited	13%	(12,73,991)	11%	(5,95,639)
Associates				
Khatu Investment & Trading Company Limited (Equity Method)	1%	(1,12,467)	1%	(78,898)
Total attributable to the owners of the parent	100%	(94,97,275)	100%	(54,60,116)



Subsidiary - 100%
As on 01.04.2018

<u>Cost of Control - 99.9%</u>		<u>Minority Inte</u>
Share Capital	3,06,000	Share Capital
Add: Pre Profit	21,74,691	Add: Profit
	<u>24,80,691</u>	Add: Post Pro
		<u>Total Balance</u>
Less: Cost of Investment	<u>- 91,803</u>	
Goodwill/Capital Reserve	<u>23,88,888</u>	

Associates

Total Share capital of Khatu	2,00,000	10	20,00,000
Shareholding :			
Saket Cement Products Pvt. Ltd.	32,000	10	3,20,000
Tower Investment & Trading Co. Ltd.	45,600	10	4,56,000
Khatu is holding 5.23% shares of tower.	64,138	10	6,41,380

Date of Acquiring Shares in Khatu By Saket 05-02-2017 31-03-2017

Date of Acquiring Shares in Khatu By Tower 05-02-2017

Year:	Profit & Loss
2015-16	(53,08,688)
2016-17	4,49,100
2017-18	36,292
2017-18 OCI Profit	51,083
2018-19 Normal Profit	(3,45,738)
2018-19 OCI Profit	(304)
2019-20 Normal Profit	(17,81,300)
2019-20 OCI Profit	4,47,235

Calculation of Cost of Holding of Associates

Cost of Share Held by Tower	2,56,350
	<u>2,56,350</u>
Less: Pre profit	(11,23,135)
Less: Share capital of Khatu	4,56,000
Goodwill/(Capital Reserve)	<u>9,23,485</u>

Post Acquisition Profit

Cost of Investment by tower	2,56,350
Cost of Investment by sakat	1,28,000
Add: Post Profit 2016-17	15,148.82
Add: Post Profit 2017-18	8,274.58
	<u>4,07,773.38</u>
Add: Post Profit 2018-19	-78,828.26
Add: OCI Income	-69.31
	<u>3,28,875.80</u>
Add: Post Profit 2019-20	-2,69,336.48
Add: OCI Income	1,56,869.62
	<u>2,16,408.95</u>

Debit List

Other Receivables	7,262	45,583	12,492	
Accounts Receivable	8,244		5,166	
Loan CGST & SST 9% on FY 18-19 to be of	92,002			
Subsidy Projects (P) Handled		48,201	9,22,400	
	<u>1,05,244</u>		<u>9,22,400</u>	

Investment Accounts & Due	49,822	42,312		
Shri. Ane Finance Private Limited			97,757	
Upper Assam Petroleum Pvt. Ltd.			86,877	
Aura Hindustan	3,975			
New Look Investment & Trading Co. Ltd.	7,545		1,81,413	
Amritesh Investment Pvt. Ltd.				
	<u>34,342</u>	<u>52,853</u>	<u>3,62,159</u>	

LOANS

To: The Rajesh Curry			50,000	
New Look Investment & Trading Co. Ltd.			50,000	

To Others

Amritesh Investment Pvt. Ltd.	1,00,00,000			
Amritesh Investment Pvt. Ltd.	10,00,000			
New Look Investment & Trading Co. Ltd.	1,05,200		1,32,706	
Prudential Co. Canada	1,31,02,000		1,24,300	

OTHER FINANCIAL ASSETS

Other Receivable	65,603	105,900	3,12,021	
Expenses of Related Parties Paid by Us	25,007			
Ganesh KG Bus	23,000			
Swaraj Kr. Malya	1,31,691	16,500	5,12,021	

OTHER NON-FINANCIAL ASSETS

Advance To Creditors	3,24,200	4,720		
	<u>3,24,200</u>	<u>4,720</u>		

Provision for Contingency

Year	26	25	24	23
At Comm. Comm. Date	1,02,500	1,02,500	1,02,500	1,02,500
Provision Available	1,02,500	1,02,500	1,02,500	1,02,500
Provision Utilized				
Provision Balance	<u>1,02,500</u>	<u>1,02,500</u>	<u>1,02,500</u>	<u>1,02,500</u>

OTHER FINANCIAL LIABILITIES

Other Payables	85,600	1,46,278		
Other Payables	77,940	1,51,682	20,181	
Accrued Expenses	61,750	40,052	65,852	
Provision Payable			75,000	
Subsidy Dues Payable				420
Expenses of Related Parties to be Paid by Us	30,000			
	<u>2,21,750</u>	<u>3,67,530</u>	<u>20,944</u>	<u>21,444</u>

OTHER NON-FINANCIAL LIABILITIES

Subsidy Dues	11,950	14,889	25,247	
	<u>11,950</u>	<u>14,889</u>	<u>25,247</u>	

75,465

March '18	March '17	March '16	March '15	March '14
25	25	24	24	23
3,82,212	4,99,715	3,14,462	3,14,462	4,92,041
<u>3,82,212</u>	<u>4,99,715</u>	<u>3,14,462</u>	<u>3,14,462</u>	<u>4,92,041</u>